

**UTL**<sup>®</sup> 中国·尤提乐电气有限公司  
UTILITY ELECTRICAL CHINA UTILITY ELECTRICAL.,LTD.

服务热线 **400-021-8088**

E-mail: [marketing@china-utl.com](mailto:marketing@china-utl.com)  
[Http://www.china-utl.com](http://www.china-utl.com)



PRODUCTS

# HEAVY DUTY CONNECTORS

重载连接器



# BRIEF INTRODUCTION

CHINA UTILITY ELECTRICAL CO., LTD. is a professional manufacturer of all kinds of Terminal blocks, Connectors, Nylon ca-ble glands and Push buttons, which was founded in 1990. Through persistent research and development, we have grown into a lead-ing manufacturer of this field. The main products have gained the certificates, such as VDE, UL, CE, CS, RoHS, ISO9001, CCC and CCS etc.

For UTL company, innovation is the base of developing and unique research system is the central competitive power. In re-cent years, we constantly increase theR&D investment, and now we are holding a first-class research center and an expert team included several senior engineers. We have also set up a mould process center and a product test center. Relying the advanced management mode, abundant technology strength, excellent pro-cess facility, first-class test equipment and skilled mould pro-cess technology, we are able to supply the high-quality prod-ucts with reliable guarantee.

we also accept OEM/ODM orders and special designs to serve the customer better. Under the instruction of serving ex-celent electronics manufacturers of the globe, we keep a good business relationship with many world-famous companies.

With the spirit of "Pursuing Excellence, Innovating for Quality", UTL always keeps the promise" All best service for all customers". UTL warmly welcome domestic and foreign cus-tomers to cooperate with us to make prosperous future.

尤提乐电气有限公司成立于1990年，是接线端子行业内专业化生产、经销商，是该行业里技术力量雄厚、成长迅速、极具规模化的企业。

公司成立以来，在社会各界的关怀支持下，经公司全体同仁共同努力，十几年来尤提乐取得了令人瞩目的成绩，从销售业绩到企业形象均得到了客户及业界同行的认可，并取得了可喜的品牌效应。

公司一贯坚持“以人为本，以市场为导向”的经营理念，在产品标准方面，尤提乐潜心研究了IEC、UL、CSA、GB、CE、CCC等国际国内关于接线端子的标准，并按照这些标准自行编制了更为严格的企业标准，从产品的开发、模具的设计、原材料的采购、金属零部件的制作、塑料配件的成型，到成品组装以及品质检测、包装发货等，每个环节均由专业的人员按照相应的标准层层把关，以生产适销对路、应用于全球范围内工业自动化领域的产品为己任，积极追随、引进、借鉴国际知名品牌产品的技术，科技创新，锐意进取。目前公司生产的数十个系列，上千个规格的产品，为客户选型提供了丰富的产品保障。公司通过了ISO9001质量管理体系认证，绝大部分产品通过了UL、CSA、CCC、CCS、CE认证，部分产品通过了VDE认证，所有产品均符合Ro环保要求。其中JUT1系列、JUT2系列、JUT3系列、JUT4系列接线端子，已达到国内外同类产品的先进水平，部分产品已被国家电力部门指定、推荐为全国乡城电网改造的首选产品。

产品主要销往法国、俄罗斯、巴西、东南亚、香港和台湾等地区，作为一家以外销为主（出口65%）的民营独资企业，尤提乐置身于国际市场，直接感受市场气息，当面倾听客户需求，不断提升产品设计、生产、经营、管理过程中的技术含量，对生产作业的全过程实施科学的管理。

近年来“尤提乐”名声遍及大江南北，“尤提乐”的经营理念发挥得淋漓尽致、深得人心，“尤提乐”的服务赢得广大客户赞赏。“腾飞的尤提乐，骄傲的尤提乐人”，尤提乐人正是凭借先进的管理模式、雄厚的技术实力、完善的工艺制程、一流的检测设备和精湛的模具加工技术，以生产高出性价比的产品为前提，凭借卓越的销售团队、周密的销售网络、专业化的服务，赢得了开拓市场新篇章的今天。☺

应用广泛 经验丰富  
Widely applied  
Extensive experience





## 坚持品质 完美细节

一直以来

坚持质量就是生命的经营理念

始终印证着我们发展的每一个脚步

我们因此赢得的不仅是全部信赖的目光

更是鉴定着我们进取的决心与信心

As always all the time

We hold the concept that quality is life

It is proving each step of our development

What we have achieved is not only the trust

But also our determination and confidence of keeping going.



# ADHERE TO THE QUALITY PERFECT DETAILS

High quality is the guarantee to win the market, and effective modern management and quality system is the premise of supporting high-quality, strive to break the spirit of innovation as a constant driving force and the pursuit of exquisite quality, Company introduced a total quality management

高品质是赢得市场的保证，而有效的现代化管理和质量体系是支撑高品质的前提，力求突破创新的精神，作为不断向前的动力和追求精湛质量，公司推行全面质量管理。



PEOPLE  
-ORIENTED

## TECHNOLOGY INNOVATION

以人为本，科技创新

坚持以人为本的理念  
在生产发展过程中  
注重员工的知识水平和业务能力  
有计划有组织地开展各项培训工作  
不断地提高学习和创造能力  
以科技为发展的动力  
在原有的基础上  
致力于各项产品的研发和创新



## CONTENT

目录

如何订购	01
产品选型指南	02
导线压接类型总览	04
电缆接头的选择	05
芯件导轨安装支架	06
UTL-HA接插体系列	07
UTL-HE接插体系列	14
UTL-HEE接插体系列	27
UTL-HD/UTL-HDD接插件系列	32
UTL-HSB接插体系列	38
UTL-HK插体系列	42
冷压针及对应工具	44
编码销(导向销)	45
接插体	46
成套组合	48

## How to order 如何订购

订购接插件的步骤如下

### 1. 接插体公插

公插接线形式有：螺钉压接、冷压针压接（冷压针需要单独订购）和弹片压接形式。

### 2. 接插体母插

母插接线形式有：螺钉压接、冷压针压接（冷压针需要单独订购）和弹片压接形式。

### 3. 防护外壳上壳

外壳上壳形式有：低结构或高结构、侧面或顶部出线、2耳或4耳、单扣或双扣形式。

### 4. 底座

开孔安装底座：带或不带保护盖、单扣或双扣形式。  
表面安装底座：低结构或高结构、带或不带保护盖、2耳或4耳、单扣或双扣、1个或2个出线孔形式。

### 5. 电缆进线保护

带单层或多层密封圈的平口接头  
金属或塑料电缩接头  
特殊电缆保护附件

### 6. 其他附件

各种类型的金属及塑料保护盖、编码销、导柜安装框架。

For a complete connector components may be order from the following sub headings

#### Mala insart

Male insert with screw terminal, crimp terminal (order contacts separately) or cage-clamp terminal.

#### Female insert

Female insert with screw terminal, crimp terminal (order contacts separately) or cage-clamp terminal.

#### Hoods

Hoods with low or high construction, side or top cable entry, 2 or 4 bolts, 1 or 2 locking levers.

#### Housings

Bulkhead mounting housings with or without protection cover, 1 or 2 locking levers.

Surface mounting housings with low or high construction, with or without protection cover, 2 or 4 bolts, 1 or 2 locking levers, 1 or 2 cable entries.

#### Cable entry protection

Cable glands with normal or multiple sealing.  
Metal or plastic cable glands.  
Special cable entry protection or extensive range of accessories.

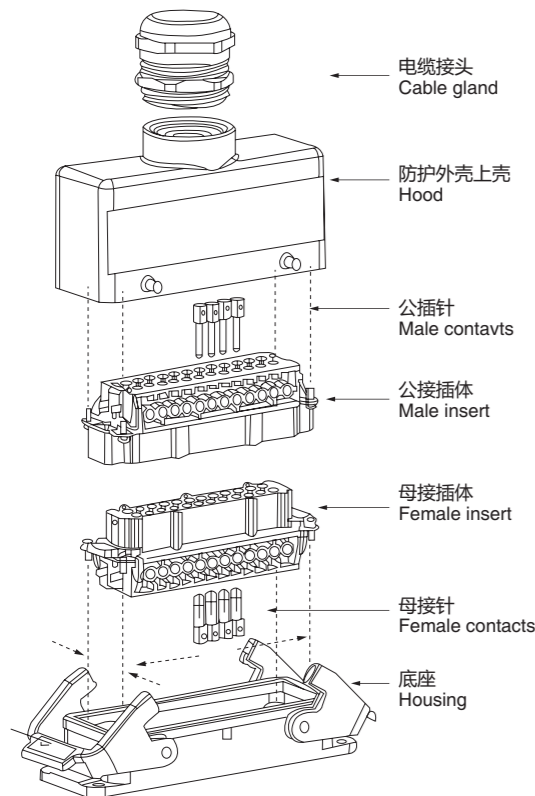
#### Accessories.

Protection cover available, code and guide pins for coding inserts fixing screws for use without hoods and housings.

### 防护外壳型号说明 List of hoods and housings

UTL	H24B	SGR	LB	PG21/RF	螺纹 Thread
企业代号 Enterprise code	系列 Series	表面安装底座 Surface mounting housing	单扣 single locking lawr		
AG		双扣, 开孔底座 Bulkhead mounting housing			
AG-LB		单扣, 开孔底座 Bulkhead mounting housing with single locking lever			
AD		4耳, 带盖开孔底座 Bulkhead mounting housing with cover, bolts			
-BO		单扣, 带盖开孔底座 Bulkhead mounting housing with cover, single locking lever			
AD-LB		双扣, 表面安装底座 Surface mounting housing			
SGR		高结构带盖表面安装底座 Surface mounting housing with cover			
SDRH		4耳, 侧出上壳 Side entry hood			
TS		4耳, 高结构侧出上壳 High construction side entry hood			
TSH		4耳, 顶出上壳 Top entry hood			
TG		4耳, 高结构顶出上壳 High construction top entry hood			
TGH		双扣, 侧出上壳 Side entry double locking lever hood			
TSB		双扣, 顶出上壳 Top entry, double locking lever hood			
TGB		双扣, 顶出上壳 Top entry, double locking lever hood			
TBF		双扣, 电缆对接下壳 Cable coupler hood			

### 接插件安装示意图 Assembly details



## Selection guide 产品选型指南

在选择插件时, 需要

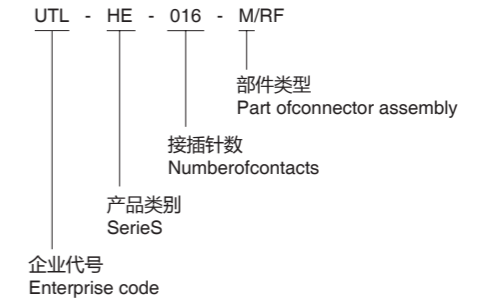
- 额定电压电流
- 回路数【接插件针数】
- 外壳形式（防护外壳上壳及底座的选择）
- 附件（主要为电缆接头的选择）

When selecting heavy duty connector, we need to choose as follow

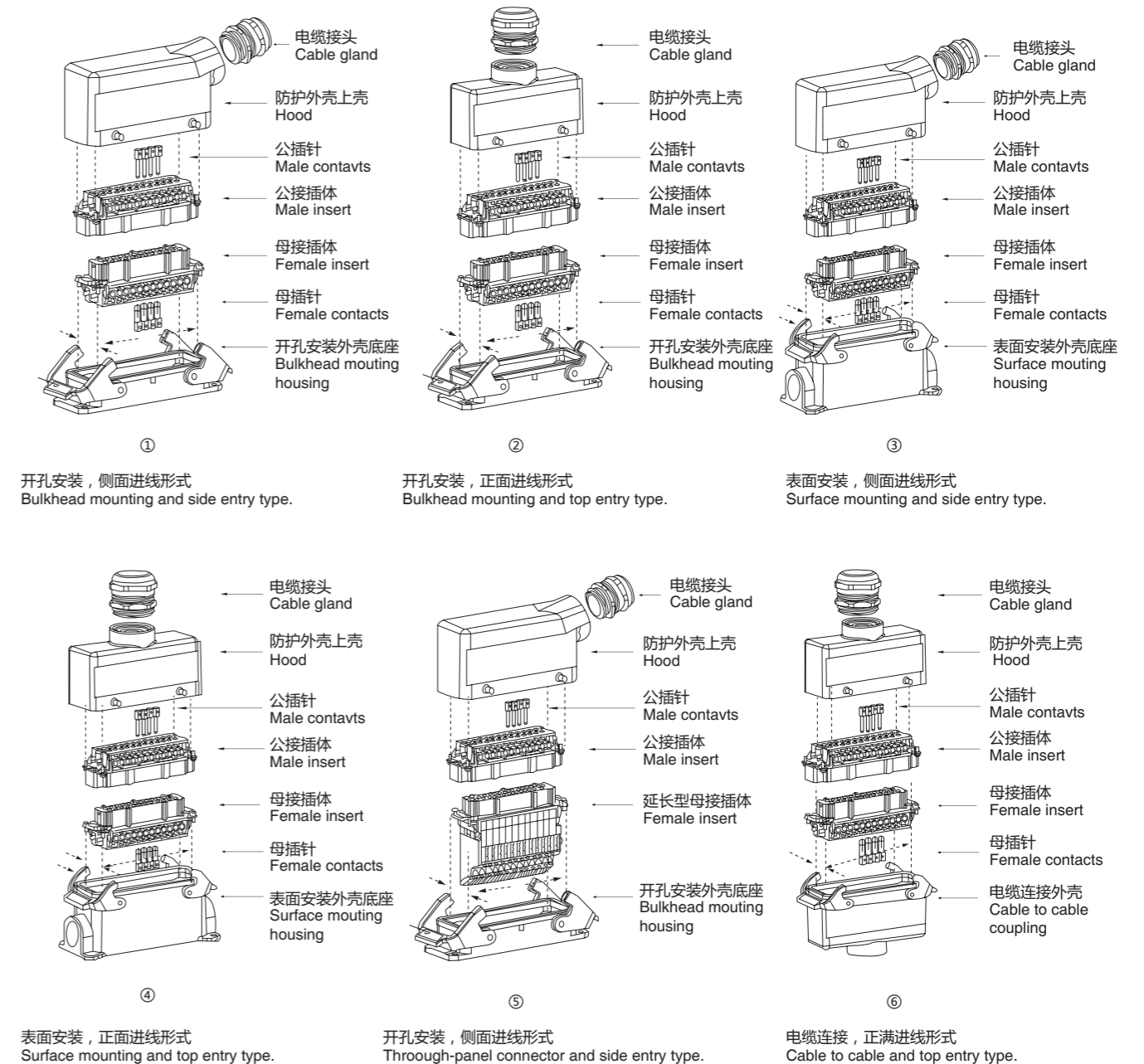
- Rated voltage and current
- Poles of connector
- Choosing hood and housing type
- Accessories (selecting cable gland)

产品型号说明 Type explanation

例：UTL-HE-016-M为UTL-HE系列的16针公接插体。  
i.e.: UTL-HE-016-M means male insert of 16 poles in UTL-HE series



重载接插件常用套件组合示意图如下 Set general overview



注：以上所有规格均提供单扣形式。  
All sets shown above with one lever type.

## Selection guide 产品选型指南

### 接插件针数及对应额定工作参数对照表 Overview: Rating Vs.No.of poles

额定电压 /Rated voltage	250V	250V	500V	500V	500V	690V	690V
额定电流 /Rated current	10A	16A	16A	16A	35A	80A	100A
3	UTL-HA-003		UTL-HK4/0-012				
4	UTL-HA-004						
5	UTL-HQ-005						
6	UTL-HE-006		UTL-HSB-006 UTL-HK4/2-012				
7	UTL-HD-007	HQ-007					
8	UTL-HD-008						
10	UTL-HA-010		UTL-HE-010	UTL-HEE-010			
12	UTL-HSB-012 UTL-HK4/8-012 UTL-HK6/6-012						
15	UTL-HD-015						
16	UTL-HA-016	UTL-HE-016					
18	UTL-HEE-018						
24	UTL-HDD-024	UTL-HE-024					
25	UTL-HD-025						
32	UTL-HA-032	UTL-HE-032	UTL-HEE-032				
40	UTL-HD-040						
42	UTL-HDD-042						
46	UTL-HEE-046						
48	UTL-HE-048						
50	UTL-HD-050						
64	UTL-HD-064	UTL-HEE-064					
72	UTL-HDD-072						
80	UTL-HD-080						
92	UTL-HEE-092						
108	UTL-HDD-108						
144	UTL-HDD-144						
216	UTL-HDD-216						

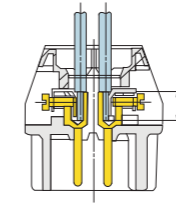
### 接插件针数及对应额定工作参数对照表 Overview: Rating Vs.No.of poles

防护外壳及接插体选型对照表 hoods and inserts overview

防护外壳 hood	接插体 insert						
H3A 外壳 (金属)	UTL-HA-003/HA-004		UTL-HD-007/HD-008		UTL-HQ-005/HD-007		
H3A 外壳 (塑料)	UTL-HA-003/HA-004		UTL-HD-007/HD-008		UTL-HQ-005/HD-005		
H10A, EMC	UTL-HA-10		UTL-HD-015				
H16A, EMC	UTL-HA-16		UTL-HD-025				
H32A, EMC	UTL-HA-032(16×2)		UTL-HD-050(25×2)				
H6B, EMC	UTL-HE-006	UTL-HE-010	UTL-HDD-024		UTL-HSB-006	UTL-HK4/0, HK4/2	
H10B, EMC	UTL-HE-010	UTL-HE-018	UTL-HDD-042			UTL-HK4/8, HK4/6	
H16B, EMC	UTL-HE-016	UTL-HE-032	UTL-HD-040	UTL-HDD-072			
H24B, EMC	HE-024UTL-	UTL-HE-046	UTL-HD-064	UTL-HDD-108			
H32B, EMC	UTL-HA-032(16×2)	UTL-HE-064(32×2)	UTL-HD-080(40×2)	UTL-HDD-144(72×2)	UTL-HSB-012(6×2)		
H48B, EMC	UTL-HA-048(24×2)	UTL-HE-092(46×2)	UTL-HD-128(64×2)	UTL-HDD-216(108×2)			

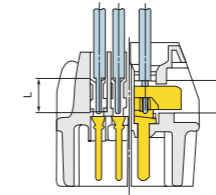
## Terminal type overview 导线压接类型总览

螺钉压接形式  
Screw terminal  
UTL-HA series  
UTL-HE series  
UTL-HSB series  
UTL-HK series  
UTL-HEAV series



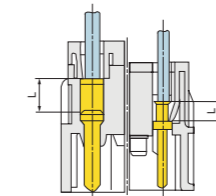
	最大线规 max. wire gauge		剥线长度 Stripping length L(mm <sup>2</sup> )
	(mm <sup>2</sup> )	AWG	
UTL-HA-003, HA-004	2.5	14	4.5
UTL-HE, UTL-HA, UTL-HEAV	2.5	14	7.5
UTL-HE	4.0	12	7.5
UTL-HSB	6.0	10	11.5
UTL-HK	16.0	5	14.0

冷压针压接形式  
Crimp terminal  
UTL-HD series  
UTL-HDD series  
UTL-HM series(10A)



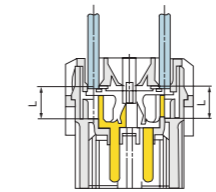
	最大线规 max. wire gauge		剥线长度 Stripping lengthL(mm <sup>2</sup> )	
	(mm <sup>2</sup> )	AWG	HDD/HD	HEC/HAC
UTL-HD UTL-HDD UTL-HM(10A)	0.5	20	8.0	7.5
	0.75	18	8.0	7.5
	1.0	18	8.0	7.5
	1.5	16	8.0	7.5
	2.5	14	8.0	7.5
4.0	12	-	7.5	

UTL-HEE series  
UTL-HM series(16A)



	最大线规 max. wire gauge		剥线长度 Stripping lengthL(mm <sup>2</sup> )
	(mm <sup>2</sup> )	AWG	
UTL-HEE UTL-M(16A)	0.5	20	7.5
	0.75	18	7.5
	1.0	18	7.5
	1.5	16	7.5
	2.5	14	7.5
4.0	12	7.5	

弹片压接端子  
Cage-clamp terminal  
UTL-HES series  
UTL-HEAVS series



接插芯 Inserts	最大线规 max. wire gauge		剥线长度 Stripping length L(mm <sup>2</sup> )
	(mm <sup>2</sup> )	AWG	
UTL-HES, UTL-HEAVS	0.14-2.5	26-14	9...11

### 压接导线时对拧紧力矩的要求 Tightening torque for screw terminal

螺钉接线端子符合标准 VDE 0609/EN 60 999 . 不同螺钉尺寸对应的拧紧力矩数据详见表格。

螺钉接线端子可以分为带压线保护和不带压线保护两种：

- 带压线保护的接线端子  
不需使用管状压线端子,UTL-HE、UTL-HSB、UTL-HEAV 系列接插件均为类型。
- 不带压线保护的接线端子  
必须使用管状压线端子 . UTL-HK 系列接插件为此类型。

Screw terminals meet VDE 0609/EN 60 999. Dimensions and tightening torques for testing are shown opposite.

The relevant regulations state that in the case of.

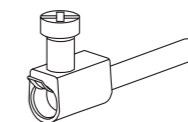
- Terminals with wire protection.  
ferrules is not necessary, for UTL-HE, UTL-HSB, UTL-HEAV series.
- Terminals without wire protection.

The insulation is first stripped and then a wire ferrule must be used. For UTL-HK series.

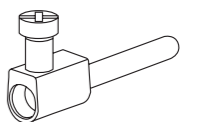
螺钉尺寸及对应要求的拧紧力矩

Screw dimensions and tightening torque for screw terminal

线规 wire gauge(mm <sup>2</sup> )	1.5	2.5	4	6	10	16
螺钉类型 Screw thread	M3	M3	M3.5	M4	M4	M6
测试力矩 Test moment of torque(Nm)	0.5	0.5	0.8	1.2	1.2	1.2
最小拔出力 Min.pull-out for stranded wire(N)	40	50	60	80	90	100



带压线保护  
with wire protection



不带压线保护  
without wire protection

# Selecting Cable Glands

## 电缆接头的选择

### UTL-PG 制电缆接头的选择 Selecting PG Cable Glands

The UTL-PG sizes indicated are intended for standard cables

导线截面 Cross-sec.	导线条数 No.of.cond.	电缆范围 CableΦ approx.	适用的电缆接头 Metric with multi-layer sealing			
0.5 mm <sup>2</sup>	4	6.7-9.7	11			
AWG 20	6	7.6-10.6	11	13.5	16	
	10	9.4-12.8	11	13.5	16	
16	10.7-13.9	11	13.5	16		
24	13.5-16.7		13.5	16	21	
30	14.3-17.5		13.5	16	21	
35	16-78.6		16		21	
40	16.6-19.2		16		21	
61	20.3-23.1		21		19	

导线截面 Cross-sec.	导线条数 No.of.cond.	电缆范围 CableΦ approx.	适用的电缆接头 Metric with multi-layer sealing			
0.75 mm <sup>2</sup>	4	7.9-10.3	11			
AWG 18	6	8.9-12.3	11			
	10	10.4-13.8	11	13.5	16	
18	13-16.2		13.5	16		
28	15.9-18.5		16		21	
32	17.1-19.7		16		21	
40	19-21.4		16		21	
50	21.3-24.1		16		21	
61	22.6-25.4		16		21	

导线截面 Cross-sec.	导线条数 No.of.cond.	电缆范围 CableΦ approx.	适用的电缆接头 Metric with multi-layer sealing			
1 mm <sup>2</sup>	4	8.4-10.7	11	13.5		
AWG 16-18	6	9.2-12.6	11	13.5	16	
	10	11-14.4	11	13.5	16	21
16	13-16.2		13.5	16	21	
24	16.5-19.1		21		29	
34	19.4-21.8		21		29	
48	22-24.8		21		29	
61	24.5-27.2		21		29	

### 公制电缆接头的选择 Selecting Metric Cable Glands

The Metric-sizes indicated are intended for standard cables  
Please observe the clamping range of your choice of metric cables glands.

导线截面 Cross-sec.	导线条数 No.of.cond.	电缆范围 CableΦ approx.	适用的电缆接头 Metric with multi-layer sealing			
0.5 mm <sup>2</sup>	4	6.7-9.7	16	20		
AWG 20	6	7.6-10.6	16	20	16	
	10	9.4-12.8	16	20	16	25
16	10.7-13.9		16		25	
24	13.5-16.7		16		25 32	
35	16-78.6		25		32	
40	16.6-19.2		25		32	
61	20.3-23.1		32		32	

导线截面 Cross-sec.	导线条数 No.of.cond.	电缆范围 CableΦ approx.	适用的电缆接头 Metric with multi-layer sealing 16			
0.75 mm <sup>2</sup>	4	7.9-10.3	16	20		
AWG 18	6	8.9-12.3	16	20	25	
	10	10.4-13.8	20		25	
18	13-16.2		25	32		
25	15.9-18.5		25	32		
32	17.1-19.7		25		32	
40	19-21.4		32		40	
50	21.3-24.1		32		40	
61	22.6-25.4		40		40	

导线截面 Cross-sec.	导线条数 No.of.cond.	电缆范围 CableΦ approx.	适用的电缆接头 Metric with multi-layer sealing			
1 mm <sup>2</sup>	4	8.4-10.7	16	20		
AWG 16-18	6	9.2-12.6	16	20	25	
	10	11-14.4	20	25	32	
16	13-16.2		25	32		
24	16.5-19.1		25	32	40	
34	19.4-21.8		25	32	40	
48	22-24.8		32	40		
61	24.5-27.2		32	40		

导线截面 Cross-sec.	导线条数 No.of.cond.	电缆范围 CableΦ approx.	适用的电缆接头 Metric with multi-layer sealing			
1.5 mm <sup>2</sup>	4	9.7-11.8	11	13.5	16	
AWG 16	6	10.8-14.2	11	13.5	16	
	11	13.6-16.8	13.5	16	21	
16	15.8-18.4		16		21	
25	20.2-23		21		29	
32	23.8-24.5		29		36	
42	25.8-29		29		36	
50	27-30.2		29		36	
61	28.6-31.8		29		36	

导线截面 Cross-sec.	导线条数 No.of.cond.	电缆范围 CableΦ approx.	适用的电缆接头 Metric with multi-layer sealing			
2.5 mm <sup>2</sup>	4	11.7-14.4	11	13.5	16	
AWG 16	6	13.3-16.7	13.5	16	21	
	7	13.3-16.7	13.5	16	21	
11	18-20.6		21		29	
16	20.6-23.4		21		29	
18	21.7-24.5		29		36	
25	26.4-29.6		29		36	
34	31.3-33.1		29		36	
50	37-39.4		42		42	

导线截面 Cross-sec.	导线条数 No.of.cond.	电缆范围 CableΦ approx.	适用的电缆接头 Metric with multi-layer sealing			
4 mm <sup>2</sup>	2	10.7-14.1	11	13.5	16	21
AWG 10-12	4	13-16.4	13.5	16	21	
	5	14.3-17.7	16		21	
7	16.2-19.6		21		29 36	
11	approx.24.5		29		36	

导线截面 Cross-sec.	导线条数 No.of.cond.	电缆范围 CableΦ approx.	适用的电缆接头 Metric with multi-layer sealing			
1.5 mm <sup>2</sup>	4	9.7-11.8	16	20	25	
AWG 16	6	10.8-14.2	20		25	
	11	13.6-16.8	25		32	
16	15.8-18.4	25		32		
25	20.2-23			32 40		
32	23.8-24.5			40		
42	25.8-29			40		
61	28.6-31.8			40		

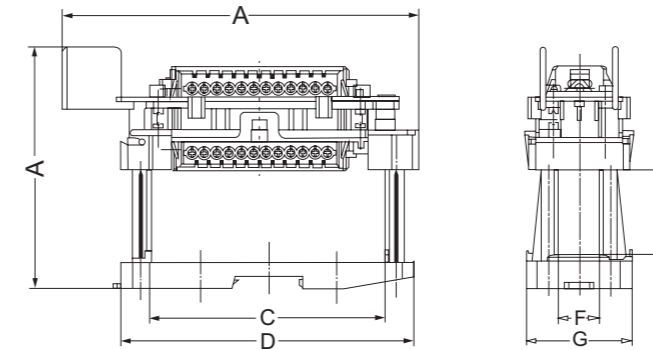
导线截面 Cross-sec.	导线条数 No.of.cond.	电缆范围 CableΦ approx.	适用的电缆接头 Metric with multi-layer sealing 16			
2.5 mm <sup>2</sup>	4	11.7-14.4	20	25		
AWG 12-14	6	13.3-16.7	25	32		
	11	18-20.6	25	32 40		
16	20.6-23.4			32 40		
25	26.4-29.6			40 50		
34	31.3-33.1			40 50		
50	37-39.4			50		
61	39-41.5			50		

导线截面 Cross-sec.	导线条数 No.of.cond.	电缆范围 CableΦ approx.	适用的电缆接头 Metric with multi-layer sealing			
4 mm <sup>2</sup>	2	10.7-14.1	20	25		
AWG 10-12	4	13-16.4	25	32		
	5	14.3-17.7	25	32		
7	16.2-19.6		25		32	
11	approx. 24.5		40		40	

# Insert mounting element

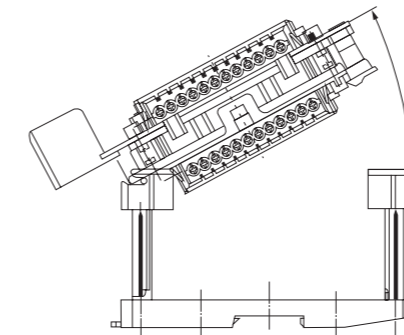
## 芯件导轨安装支架

用于将连接体横向固定在常用的标准导轨上



型号 /type	套件订购 /Set order
6B	CC6V
10B	CC10B
16B	CC16B
24B	CC24B


尺寸 /Size	A	B	C	D	E	F	G
6B,10B,16B	156	124	93	125	43	21	55
24B	180	123	119	150	43	21	55





# Set general introduction 常用套件组合

## UTL-HA 系列 3 回路接插件套件 UTL-HA series 3 Poles of connector



工作电流：16A  
 工作电压：400/500V  
 阻燃等级 (据 UL94): VO  
 防护等级：IP65  
 接线形式：螺钉压接  
 弹片压接  
 电缆人口可选螺纹：  
 M20, PG11  
 Rated current: 16A  
 Rated voltage: 400/500V  
 Flammability acc. to UL94: VO  
 Degree of protection acc to DIN40 050: IP65  
 Terminal: Screw terminal  
 Spring terminal  
 Thread: M20, PG11

H3A-MTS-M20/RF	H3A-MTG-M20/RF	H3A-MTG-M20/RF
H3A-MAG/RF	H3A-MAGSV-M20/RF	H3A-MAGSV/RF
HDC-HA-003-1/RF 侧面进线 /Side entry	HDC-HA-003-4/RF 正面进线 /Top entry	HDC-HA-003-4/RF 正面进线 /Top entry
H3A-MTG-M20/RF	H3A-MTG-M20/RF	H3A-MTS-M20/RF
H3A-MAGSVB-M20/RF	H3A-MAG/RF	H3A-MAGSV-M20/RF
HDC-HA-004-5/RF 正面进线 /Top entry	HDC-HA-004-2/RF 正面进线 /Top entry	HDC-HA-004-3/RF 侧面进线 /Side entry

# Set general introduction 常用套件组合

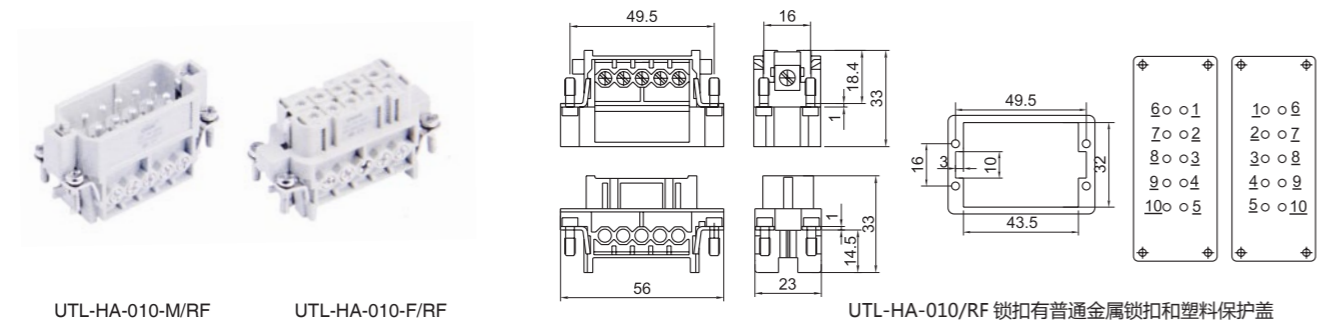
## 配套外壳 Suit hood/housing

H3A 上壳 / 底座 H3A hood/housing	螺纹 Thread	型号 Type	图纸 Drawing
外壳上壳：侧面进线 Hood : Side entry			
	PG11 M20	H3A-MTS-PG11/RF H3A-MTS-M20/RF	
外壳上壳：顶部进线 Hood : Top entry			
	PG11 M20	H3A-MTG-PG11/RF H3A-MTG-M20/RF	
H3A 电缆对接不亮 H3A Cable butt-joint lower shell			
	PG11 M20	H3A-MAGSVB-PG11/RF H3A-MAGSVB-M20/RF	
外壳底座：开孔安装 Bulkhead: mouneted			
外壳底座：开孔安装 (侧面形式) Bulkhead: mouneted(side form)			
		H3A-MAG/RF	
外壳底座：表面安装 Bulkhead: Surface mounted			
	PG11 M20	H3A-MAGSVB-PG11/RF H3A-MAGSVB-M20/RF	


# Set general introduction

## 常用套件组合

### UTL-HA 系列 10 回路接插件套件 HA series 10 Poles of connector



工作电流：16A  
 工作电压：400/500V  
 阻燃等级 (据 UL94): VO  
 防护等级：IP65  
 接线形式：螺钉压接  
 弹片压接  
 电缆入口可选螺纹：  
 PG16, PG21  
 Rated current: 16A  
 Rated voltage: 400/500V  
 Flammability acc. to UL94: VO  
 Degree of protection acc to DIN40 050: IP65  
 Terminal: Screwwterminal  
 Spring terminal  
 Thread: PG16, PG21



# Set general introduction

## 常用套件组合

### 配套外壳 Suit hood/housing

UTL-H10A 上壳 / 底座 UTL-H10A hood/housing	螺纹 Thread	型号 Type	图纸 Drawing
外壳上壳：侧面进线 Hood: Side entry	PG16 PG21	UTL-H10A-TSH-RO-PG16/RF UTL-H10A-TSH-RO-PG21/RF	
外壳上壳：顶部进线 Hood: Top entry	PG16 PG21	UTL-H10A-TGH-RO-PG16/RF UTL-H10A-TGH-RO-PG21/RF	
		UTL-H10A-AG-LB/RF	
		UTL-H10A-AD-LB/RF	
外壳底座：表面安装 Surface mounted: Side entry	PG16 PG21	UTL-H10A-SGR-LB-PG16/RF UTL-H10A-SGR-LB-PG21/RF	
	PG16 PG21	UTL-H10A-SDR-LB-PG16/RF UTL-H10A-SDR-LB-PG21/RF	

# Set general introduction 常用套件组合

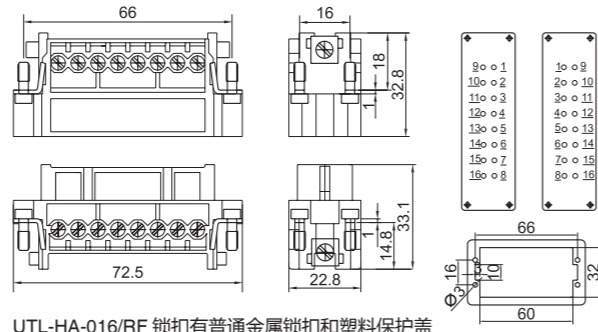
## UTL-HA 系列 16 回路接插件套件 HA series 16 Poles of connector



UTL-HA-015-M/RF



UTL-HA-016-F/RF



UTL-HA-016/RF 锁扣有普通金属锁扣和塑料保护盖

工作电流：16A  
工作电压：400/500V  
阻燃等级 (据 UL94): VO  
防护等级：IP65  
接线形式：螺钉压接  
弹片压接  
冷压针压接  
电缆入口可选螺纹：  
PG16, PG21  
Rated current: 16A  
Rated voltage: 400/500V  
Flammability acc. to UL94: VO  
Degree of protection acc. to DIN40 050: IP65  
Terminal: Screw terminal  
Spring terminal  
Crimp terminal  
Thread: PG16, PG21

UTL-H16A-TSH-RO/RF	UTL-H16A-TGH-RO/RF	UTL-H16A-TSH-RO/RF	UTL-H16A-TGH-RO/RF
UTL-H16A-AG-LB	UTL-H16A-AG-LB/RF	UTL-H16A-SGR-LB/RF	UTL-H16A-SGR-LB/RF
UTL-HDC-HA-016-1/RF	UTL-HDC-HA-016-2/RF	UTL-HDC-HA-016-3/RF	UTL-HDC-HA-016-4/RF
侧面进线 / Side entry	正面进线 / Top entry	侧面进线 / Side entry	正面进线 / Top entry
UTL-H16A-TSH-RO/RF	UTL-H16A-TGH-RO/RF	UTL-H16A-TSH-RO/RF	UTL-H16A-TGH-RO/RF
UTL-H16A-AD-LB/RF	UTL-H16A-AD-LB/RF	UTL-H16A-SDR-LB/RF	UTL-H16A-SDR-LB/RF
UTL-HDC-HA-016-1DB/RF	UTL-HDC-HA-016-2DB/RF	UTL-HDC-HA-016-3DB/RF	UTL-HDC-HA-016-4DB/RF
侧面进线 / Side entry	正面进线 / Top entry	侧面进线 / Side entry	正面进线 / Top entry

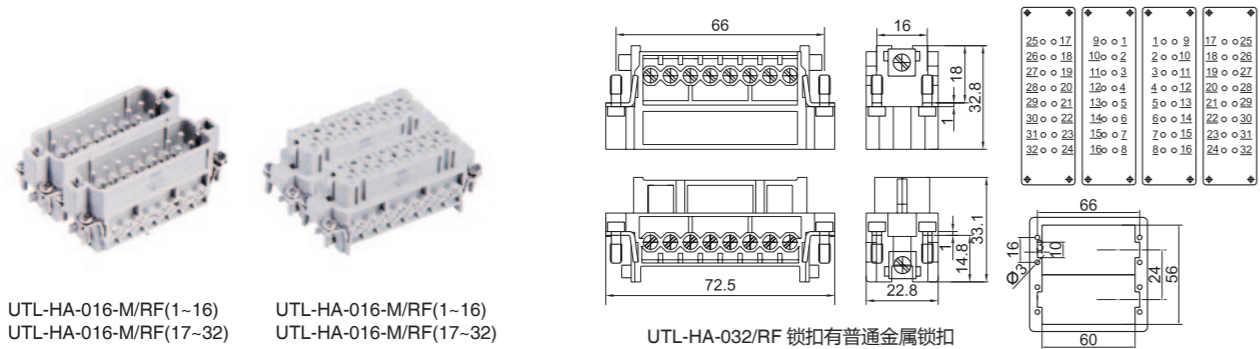
# Set general introduction 常用套件组合

## 配套外壳 Suit hood/housing


UTL- H16A 上壳 / 底座 UTL- H16A hood/housing	螺纹 Thread	型号 Type	图纸 Drawing
<p>外壳上壳：侧面进线 Hood: Side entry</p>	PG16 PG21	UTL-H16A-TSH-RO-PG16/RF UTL-H16A-TSH-RO-PG21/RF	
<p>外壳上壳：顶部进线 Hood: Top entry</p>	PG16 PG21	UTL-H16A-TGH-RO-PG16/RF UTL-H16A-TGH-RO-PG21/RF	
<p>外壳底座：开孔安装 Surface mounted: mounted</p>  		UTL-H16A-AG-LB/RF  UTL-H16A-AD-LB/RF	  
<p>外壳底座：表面安装 Surface mounted: Side entry</p>  	PG16 PG21  PG16 PG21	UTL-H16A-SGR-LB-PG16/RF UTL-H16A-SGR-LB-PG21/RF  UTL-H16A-SDR-LB-PG16/RF UTL-H16A-SDR-LB-PG21/RF	  

## Set general introduction 常用套件组合

### UTL-HA 系列 32 回路接插件套件 HA series 32 Poles of connector



工作电流：16A  
工作电压：400/500V  
阻燃等级 (据 UL94): VO  
防护等级：IP65  
接线形式：螺钉压接  
弹片压接  
电缆入口可选螺纹：  
PG21, PG29  
Rated current: 16A  
Rated voltage: 400/500V  
Flammability acc. to UL94: VO  
Degree of protection acc. to DIN40 050: IP65  
Terminal: Screw terminal  
Spring terminal  
Thread: PG21, PG29

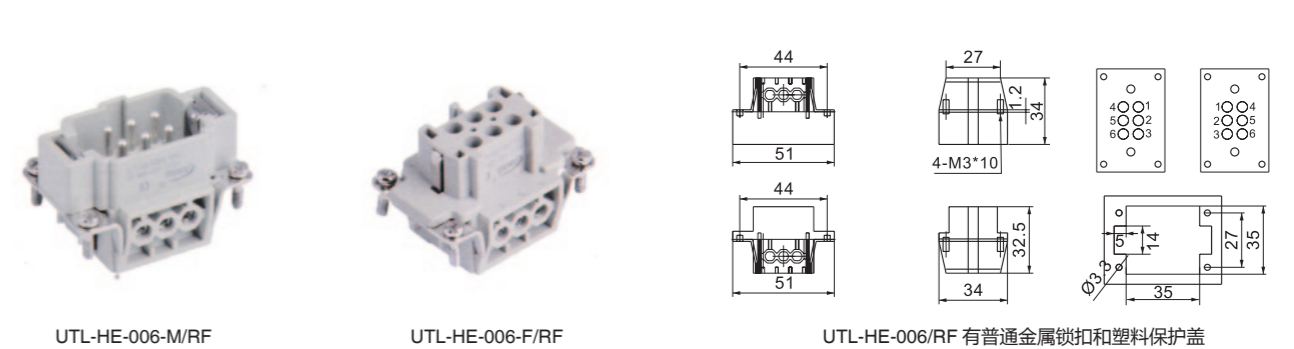


### 配套外壳 Suit hood/housing

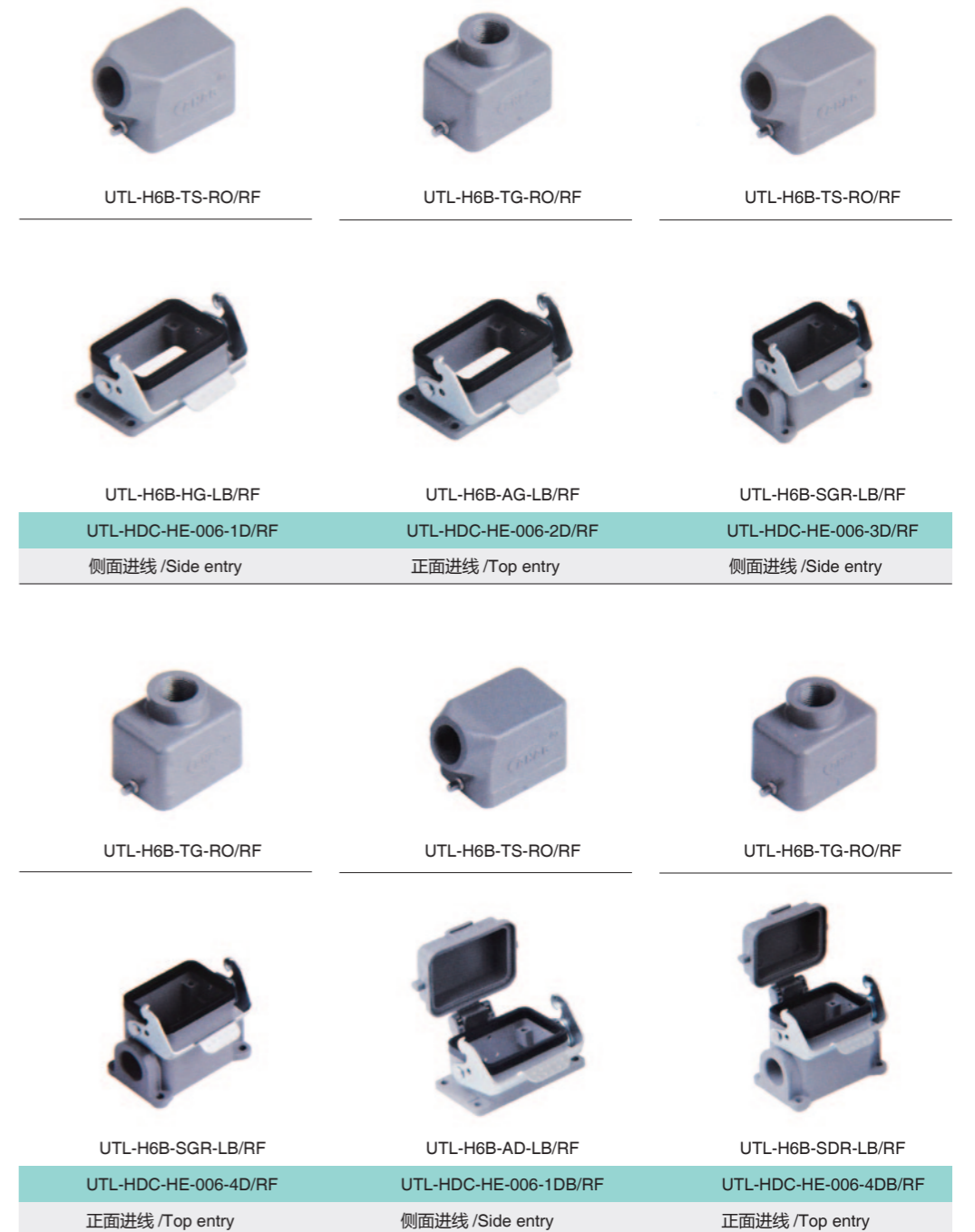
UTL-H32A 上壳 UTL-H32A hood	螺纹 Thread	型号 Type	图纸 Drawing	UTL-H32A 底座 UTL-H32A housing	螺纹 Thread	型号 Type	图纸 Drawing
	PG29 M32	UTL-H32A-TS-PG29- PG29/RF M32/RF				UTL-H32A-AG/RF	
外壳上壳：侧面进线 Hood: Side entry				外壳底座：开孔安装 Bulkhead: mounted			
	PG29 M32	UTL-H32A-TG-PG29- PG29/RF M32/RF			PG29 M32	UTL-H32A-SGR- PG29/RF M32/RF	
外壳上壳：顶部进线 Hood: Top entry				外壳底座：表面安装 Surface mounted: Side entry			

## Set general introduction 常用套件组合

### UTL-HE 系列 6 回路接插件套件 HE series 6 Poles of connector



工作电流：16A  
工作电压：400/500V  
阻燃等级 (据 UL94): VO  
防护等级：IP65  
接线形式：螺钉压接  
弹片压接  
冷压针压接  
电缆入口可选螺纹：  
M20, PG16, PG21  
Rated current: 16A  
Rated voltage: 400/500V  
Flammability acc. to UL94: VO  
Degree of protection acc. to DIN40 050: IP65  
Terminal: Screw terminal  
Spring terminal  
Crimp terminal  
Thread: M20, PG16, PG21



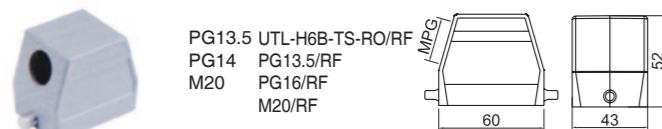
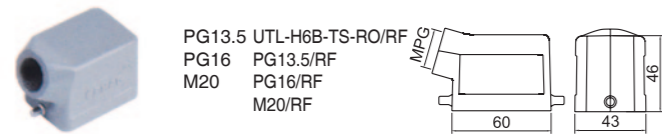
# Set general introduction

## 常用套件组合

### 配套外壳 Suit hood/housing

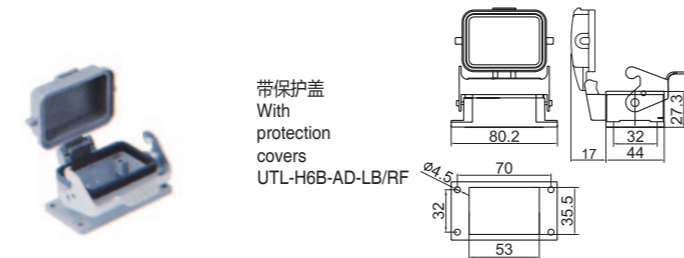
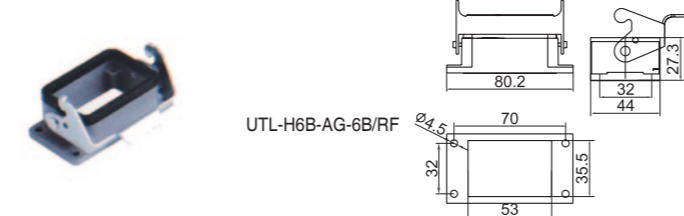
UTL-H6B 上壳 UTL-H6B hood	螺纹 Thread	型号 Type	图纸 Drawing
----------------------------	--------------	------------	---------------

外壳上壳：侧面进线  
Hood:Side entry

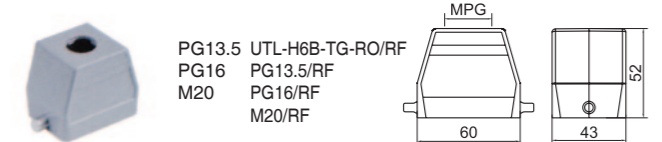
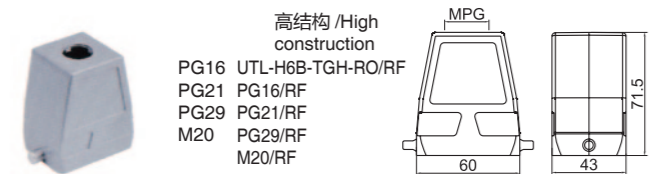
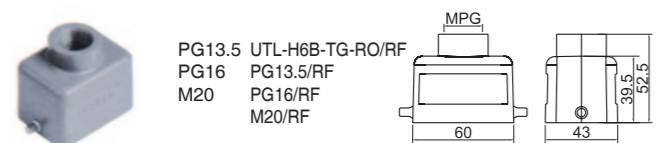


UTL-H6B 底座 UTL-H6B housing	螺纹 Thread	型号 Type	图纸 Drawing
-------------------------------	--------------	------------	---------------

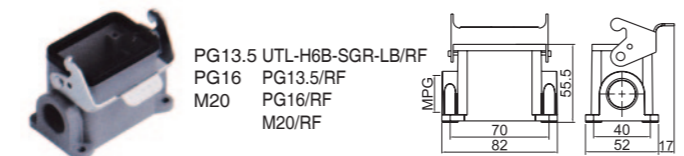
外壳底座：开孔安装  
Bulkhead:mounted



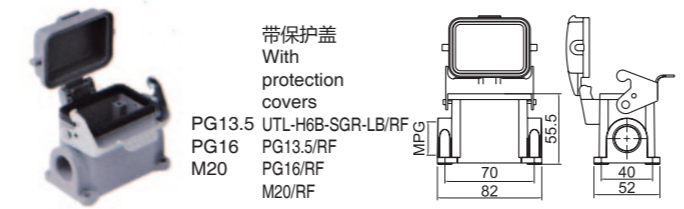
外壳上壳：顶部进线  
Hood:Top entry



外壳底座：表面安装  
Surface mounted:Side entry



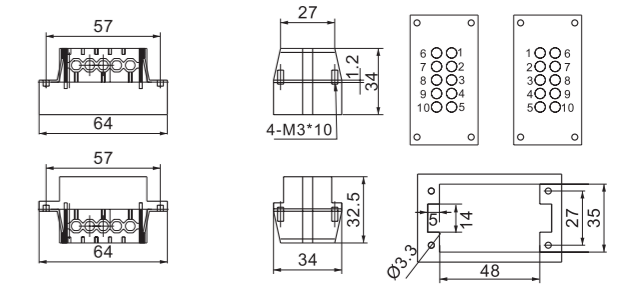


外壳底座：表面安装  
Surface mounted:Side entry



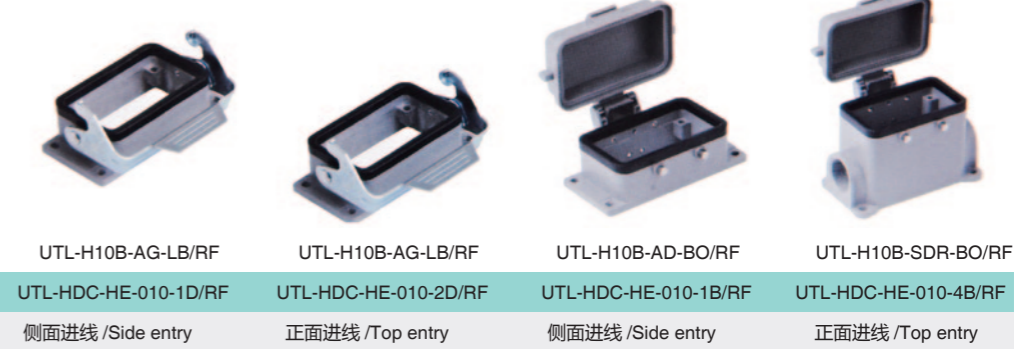


# Set general introduction

## 常用套件组合

### UTL-HE 系列 10 回路接插件套件 HE series 10 Poles of connector



工作电流：16A  
工作电压：400/500V  
阻燃等级 (据 UL94): VO  
防护等级：IP65  
接线形式：螺钉压接  
弹片压接  
冷压针压接  
电缆人口可选螺纹：  
M25, PG16, PG21  
Rated current: 16A  
Rated voltage: 400/500V  
Flammability acc. to UL94: VO  
Degree of protection acc. to DIN40 050: IP65  
Terminal: Screw terminal  
Spring terminal  
Crimp terminal  
Thread: M25, PG16, PG21



# Set general introduction 常用套件组合

## 配套外壳 Suit hood/housing

UTL-H10B 上壳 UTL-H10B hood	螺纹 Thread	型号 Type	图纸 Drawing	UTL-H10B 上壳 / 底座螺纹 UTL-H10B hood/housing thread	型号 Type	图纸 Drawing
外壳上壳：侧面进线 Hood:Side entry				外壳上壳：顶部进线 Hood:Top entry		
	PG16 M25	UTL-H10B-TS/RF PG16/RF M25/RF			PG16 PG21 M25	UTL-H10B-TG- PG16/RF PG21/RF M25/RF
	PG16 M25	UTL-H10B-TS-RO/RF PG16/RF M25/RF			PG16 M25	UTL-H10B- TGB-PG16/RF M25/RF
	PG21 PG29 M32	高结构 /High construction UTL-H10B-TSH- PG21/RF PG29/RF M32/RF		外壳底座：开孔安装 Bulkhead:mounted		
	PG16 M25	UTL-H10B-TSB PG16/RF M25/RF				UTL-H10B-AG/RF
外壳上壳：顶部进线 Hood:Top entry						UTL-H10B-AG-LB/RF
	PG16 M25	UTL-H10B-TG PG16/RF M25/RF				带保护盖 With protection covers UTL-H10B-AD-BO/RF
	PG21 PG29 M25 M32	高结构 /High construction UTL-H10B-TGH PG21/RF PG29/RF M25/RF M32/RF		外壳底座：表面安装 Surface mounted:Side entry		
	PG21 PG29 M25 M32	高结构 /High construction UTL-H10B-TGH-RO PG21/RF PG29/RF M25/RF M32/RF				UTL-H10B-SGR-BO- PG16/RF M25/RF
	PG16 M25	UTL-H10B-TSB PG16/RF M25/RF				带保护盖 With protection covers UTL-H10B-SGR-BO PG16/RF M25/RF

# Set general introduction 常用套件组合

## UTL-HE 系列 16 回路接插件套件 (带双扣) UTL-HE series 16 Poles of connector (With 2 levers)

UTL-HE-016-M/RF	UTL-HE-016-F/RF	UTL-HE-016/RF 有普通金属单扣和塑料保护盖 UTL-HE-016/RF 有普通金属双扣和塑料保护盖	
工作电流：16A 工作电压：400/500V 阻燃等级 (据 UL94): VO 防护等级：IP65 接线形式：螺钉压接 弹片压接 冷压针压接 电缆入口可选螺纹： M25,PG21,PG29,M32 Rated current: 16A Rated voltage: 400/500V Flammability acc.to UL94:VO Degree of protection acc. to DIN40 050:IP65 Terminal: Screwterminal Spring terminal Crimp terminal Thread:M25 , PG21 , PG29 , M32			
UTL-H16B-TS-PG21/RF	UTL-H16B-TG-PG21/RF	UTL-H16B-TS-PG21/RF	UTL-H16B-TG-PG21/RF
UTL-H16B-AG/RF	UTL-H16B-AG/RF	UTL-H16B-SGR/RF	UTL-H16B-SGR/RF
UTL-HDC-HE-016-1/RF	UTL-HDC-HE-016-2/RF	UTL-HDC-HE-016-3/RF	UTL-HDC-HE-016-4/RF
侧面进线 /Side entry	正面进线 /Top entry	侧面进线 /Side entry	正面进线 /Top entry
UTL-H16B-TS-RO/RF	UTL-H16B-TG-RO/RF	UTL-H16B-TSB-PG21/RF	UTL-H16B-TGB-PG21/RF
UTL-H16B-AG-LB/RF	UTL-H16B-SGR-LB/RF	UTL-H16B-AD-BO/RF	UTL-H16B-SDR-BO/RF
UTL-HDC-HE-016-1D/RF	UTL-HDC-HE-016-4D/RF	UTL-HDC-HE-016-1B/RF	UTL-HDC-HE-016-4B/RF
侧面进线 /Side entry	正面进线 /Top entry	侧面进线 /Side entry	正面进线 /Top entry

# Set general introduction

## 常用套件组合

### 配套外壳 Suit hood/housing

UTL-H16B 上壳 UTL-H16B hood	螺纹 Thread	型号 Type	图纸 Drawing
------------------------------	--------------	------------	---------------

外壳上壳：侧面进线  
Hood:Side entry

	PG21	UTL-H16B-TS-M25	
	M32	PG21/RF M25/RF M32/RF	
	PG29	高结构/High construction UTL-H16B-TSH-PG29/RF	
	PG21	UTL-H16B-TS-RO M25	
	M32	PG21/RF M25/RF M32/RF	
	PG29	UTL-H16B-TSH-RO-PG29/RF	
	PG21	UTL-H16B-TSHB-PG21/RF	
	M32	PG29/RF M32/RF	

侧面带双扣上壳  
Side entry housing with 2 levers

	PG21	UTL-H16B-TSB-M25	
	M32	PG21/RF M25/RF M32/RF	
	PG21	UTL-H16B-TS-M25	
	M32	PG21/RF M25/RF M32/RF	
	PG29	UTL-H16B-TSHB-PG29/RF	

外壳上壳：顶部进线  
Hood:Top entry

	PG21	UTL-H16B-TG-M25	
	M32	PG21/RF M25/RF M32/RF	

UTL-H16B 上壳/底座 UTL-H16B hood/housing	螺纹 Thread	型号 Type	图纸 Drawing
---	--------------	------------	---------------

外壳上壳：顶部进线  
Hood:Top entry

	PG29	高结构/High construction UTL-H16B-TGH-PG29/RF	
	PG21	UTL-H16B-TG-RO M25	
	M32	PG21/RF M25/RF M32/RF	
	PG29	UTL-H16B-TGH-RO-PG29/RF	

侧面带双扣上壳  
Side entry housing with 2 levers

	PG21	UTL-H16B-TGB-M25	
	M32	PG21/RF M25/RF M32/RF	

外壳底座：开孔安装  
Bulkhead:mounted

	UTL-H16B-AG/RF	
	UTL-H16B-AG/RF	

外壳底座：表面安装  
Surface mounted:Side entry

	PG21	UTL-H16B-SGR-PG21/RF	
	M25	PG29/RF M25/RF	

4耳带盖底座  
Bulkhead mounted with 2 bolts

	UTL-H16B-AD-BO/RF		
	PG21	UTL-H16B-SDR-BO-PG21/RF	
	M25	PG29/RF M25/RF	

# Set general introduction

## 常用套件组合

### UTL-HE 系列 24 回路接插件套件 (带双扣) UTL-HE series 24 Poles of connector (With 2 levers)

UTL-HE-024/RF 有普通金属单扣和塑料保护盖  
UTL-HE-024/RF 有普通金属双扣和塑料保护盖

工作电流：16A  
工作电压：400/500V  
阻燃等级 (据 UL94): VO  
防护等级：IP65  
接线形式：螺钉压接  
弹片压接  
冷压针压接  
电缆人口可选螺纹：  
PG21,PG29,M32  
Rated current: 16A  
Rated voltage: 400/500V  
Flammability acc. to UL94:VO  
Degree of protection acc. to DIN40 050:IP65  
Terminal: Screwterminal  
Spring terminal  
Crimp terminal  
Thread:PG121 , PG29 , M32

UTL-H24B-TS-PG21/RF	UTL-H24B-TG-PG21/RF	UTL-H24B-TSH-PG29/RF	UTL-H24B-TG-PG21/RF

UTL-H24B-AG/RF	UTL-H24B-AG/RF	UTL-H24B-SGR/RF	UTL-H24B-SGR/RF
UTL-HDC-HE-024-1/RF	UTL-HDC-HE-024-2/RF	UTL-HDC-HE-024-3/RF	UTL-HDC-HE-024-4/RF
侧面进线 /Side entry	正面进线 /Top entry	侧面进线 /Side entry	正面进线 /Top entry

UTL-H24B-TS-RO/RF	UTL-H24B-TG-RO/RF	UTL-H24B-TGHB-2*PG21/RF	UTL-H24B-TGH-RO/RF

UTL-H24B-AD-LB/RF	UTL-H24B-SGR-LB/RF	UTL-H24B-AD-LB/RF	UTL-H24B-SDR-LB/RF
UTL-HDC-HE-024-1DB/RF	UTL-HDC-HE-024-4D/RF	UTL-HDC-HE-024-2B/RF	UTL-HDC-HE-024-4DB/RF
侧面进线 /Side entry	正面进线 /Top entry	正面进线 /Top entry	正面进线 /Top entry

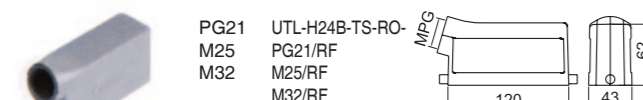
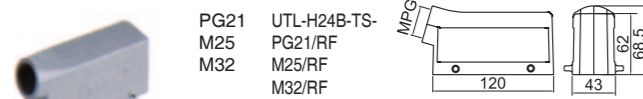
# Set general introduction

## 常用套件组合

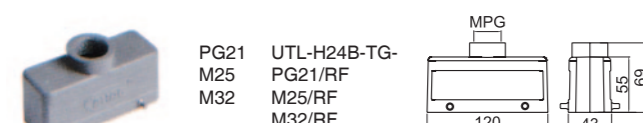
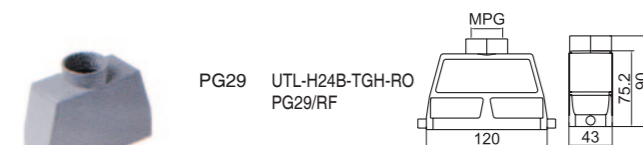
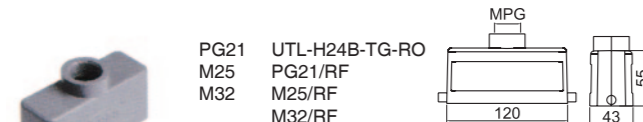
### 配套外壳 Suit hood/housing

UTL-H24B 上壳 UTL-H24B hood	螺纹 Thread	型号 Type	图纸 Drawing
------------------------------	--------------	------------	---------------

外壳上壳：侧面进线  
Hood:Side entry

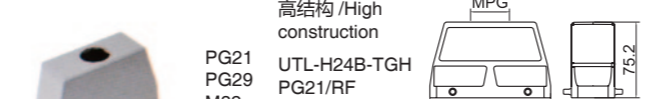


外壳上壳：顶部进线  
Hood:Top entry



UTL-H24B 上壳 / 底座 UTL-H24B hood/housing	螺纹 Thread	型号 Type	图纸 Drawing
---	--------------	------------	---------------

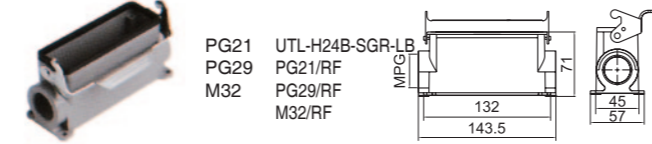
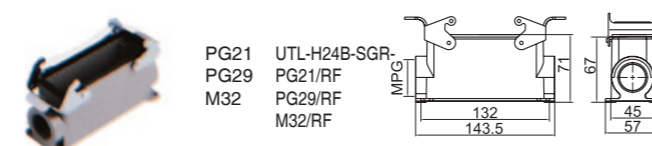
外壳上壳：顶部进线  
Hood:Top entry



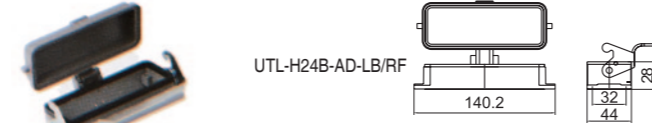
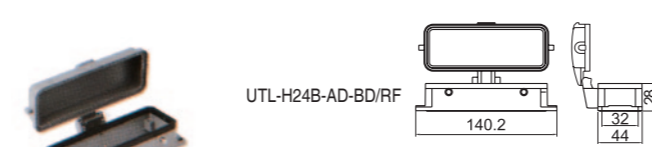
外壳底座：开孔安装  
Bulkhead:mounted



外壳底座：表面安装  
Surface mounted:Side entry



4耳带盖底座  
Bulkhead mounted with 2 bolts



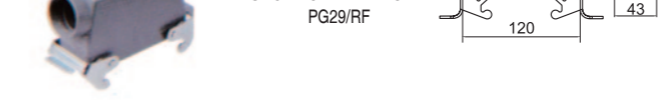
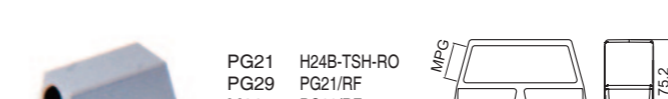
# Set general introduction

## 常用套件组合

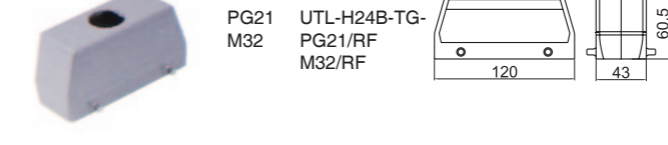
### 配套外壳 Suit hood/housing

UTL-H24B 上壳 UTL-H24B hood	螺纹 Thread	型号 Type	图纸 Drawing
------------------------------	--------------	------------	---------------

外壳上壳：侧面进线  
Hood:Side entry

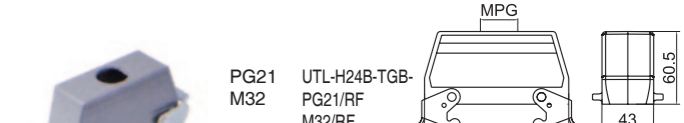
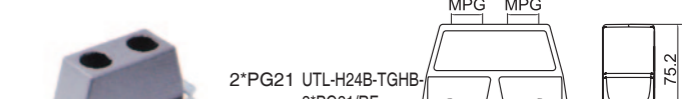
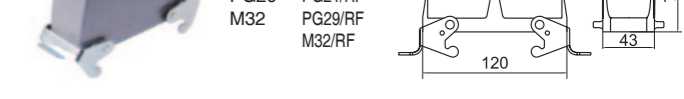

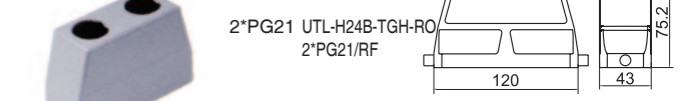
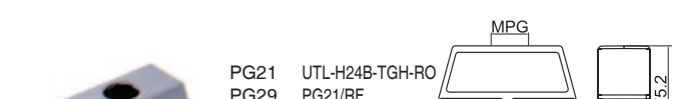


外壳上壳：顶部进线  
Hood:Top entry



UTL-H24B 上壳 UTL-H24B hood	螺纹 Thread	型号 Type	图纸 Drawing
------------------------------	--------------	------------	---------------

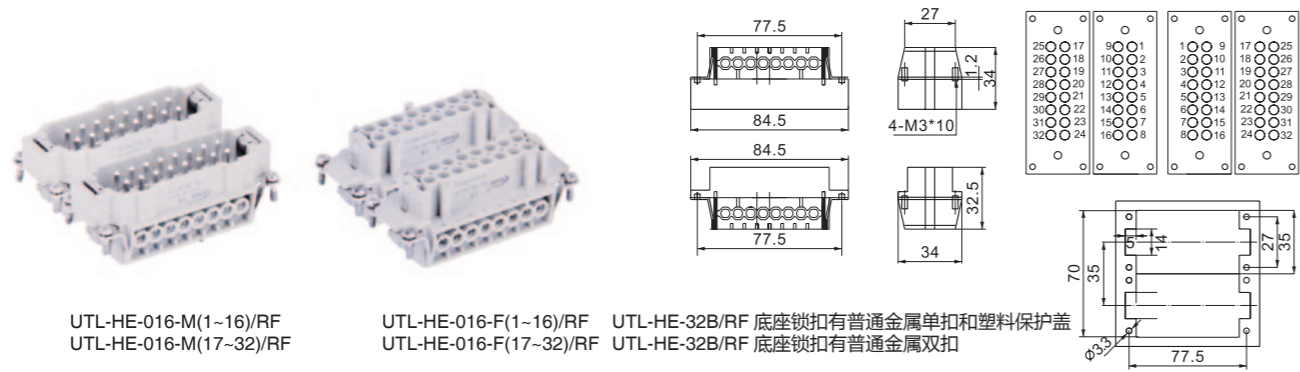
外壳上壳：顶部进线  
Hood:Top entry






# Set general introduction 常用套件组合

## UTL-HE 系列 32 回路接插件套件 (带单双扣) UTL-HE series 32 Poles of connector (With 1, 2 levers)



工作电流：16A  
工作电压：400/500V  
阻燃等级 (据 UL94): VO  
防护等级：IP65  
接线形式：螺钉压接  
弹片压接  
冷压针压接  
电缆入口可选螺纹：  
M32, PG29  
Rated current: 16A  
Rated voltage: 400/500V  
Flammability acc. to UL94: VO  
Degree of protection acc. to DIN40 050: IP65  
Terminal: Screw terminal  
Spring terminal  
Crimp terminal  
Thread: M32, PG29



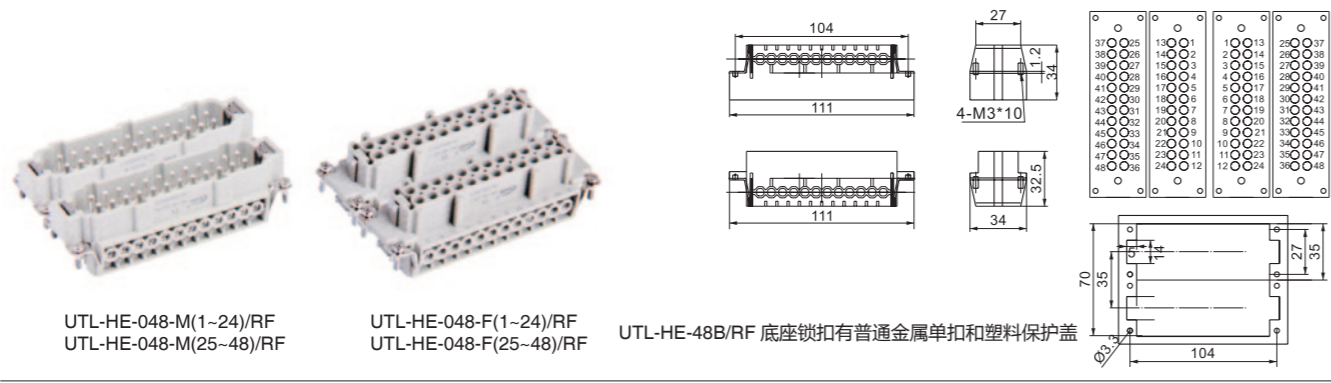
# Set general introduction 常用套件组合

## 配套外壳 Suit hood/housing

UTL-H32B 上壳 / 底座 UTL-H32B hood/housing	螺纹 Thread	型号 Type	图纸 Drawing	UTL-H32B 底座 UTL-H32B housing	螺纹 Thread	型号 Type	图纸 Drawing
外壳上壳：侧面进线 Hood: Side entry				外壳底座：开孔安装 Bulkhead: mounted			
	PG29 M32	UTL-H32B-TS- PG29/RF M32/RF				UTL-H32B-AG-LB/RF	
	PG29 M32	UTL-H32B-TS-RO- PG29/RF M32/RF				UTL-H32B-AD-LB/RF	
外壳上壳：顶部进线 Hood: Top entry				外壳底座：表面安装 Surface mounted: Side entry			
	PG29 M32	UTL-H32B-TG- PG29/RF M32/RF			PG29 M32	UTL-H32B-SGR- PG29/RF M32/RF	
	PG29 M32	UTL-H32B-TG-RO- PG29/RF M32/RF			PG29 M32	UTL-H32B-SGR-LB- PG29/RF M32/RF	
外壳底座：开孔安装 Bulkhead: mounted							
					PG29 M32	UTL-H32B-SDR-LB- PG29/RF M32/RF	


# Set general introduction 常用套件组合

## UTL-HE 系列 48 回路接插件套件 UTL-HE series 48 Poles of connector



工作电流：16A  
工作电压：400/500V  
阻燃等级 (据 UL94): VO  
防护等级：IP65  
接线形式：螺钉压接  
弹片压接  
冷压针压接  
电缆人口可选螺纹：  
PG29,PG36,M40

Rated current: 16A  
Rated voltage: 400/500V  
Flammability acc. to UL94: VO  
Degree of protection acc. to DIN40 050: IP65  
Terminal: Screw terminal  
Spring terminal  
Crimp terminal  
Thread: PG29, PG36, M40



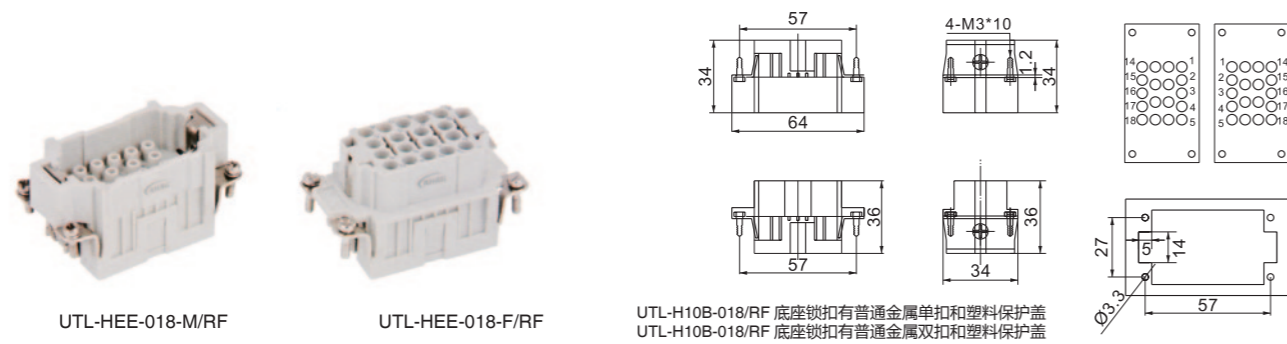
# Set general introduction 常用套件组合

## 配套外壳 Suit hood/housing

UTL-H48B 上壳 / 底座 UTL-H48B hood/housing	螺纹 Thread	型号 Type	图纸 Drawing
外壳上壳：侧面进线 Hood: Side entry	PG29 PG36 M40	UTL-H48B-TS-RO-PG29/RF UTL-H48B-TS-RO-PG36/RF UTL-H48B-TS-RO-M40/RF	
外壳上壳：顶部进线 Hood: Top entry	PG29 PG36 M40	UTL-H48B-TG-RO-PG29/RF UTL-H48B-TG-RO-PG36/RF UTL-H48B-TG-RO-M40/RF	
外壳底座：开孔安装 Bulkhead: mounted		UTL-H48B-AG-LB/RF	
		UTL-H48B-AD-LB/RF	
A 外壳底座：表面安装 Surface mounted: Side entry	PG29 PG36 M40	UTL-H48B-SGR-LB-PG29/RF UTL-H48B-SGR-LB-PG36/RF UTL-H48B-SGR-LB-M40/RF	
	PG29 PG36 M40	UTL-H48B-SDR-LB-PG29/RF UTL-H48B-SDR-LB-PG36/RF UTL-H48B-SDR-LB-M40/RF	

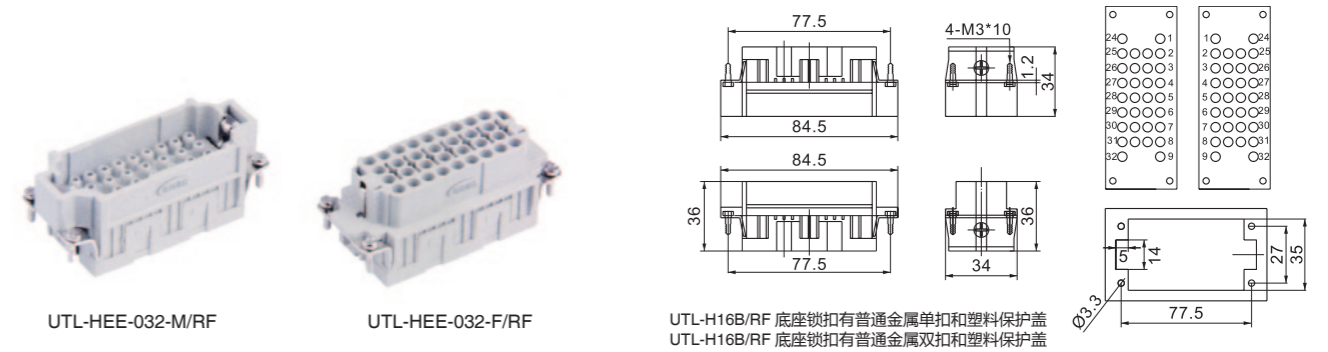
# Set general introduction 常用套件组合

## UTL-HEE 系列 18 回路接插件套件 UTL-HEE series 18 Poles of connector



# Set general introduction 常用套件组合

## UTL-HEE 系列 32 回路接插件套件 UTL-HEE series 32 Poles of connector



### 配套外壳 Suit hood/housing

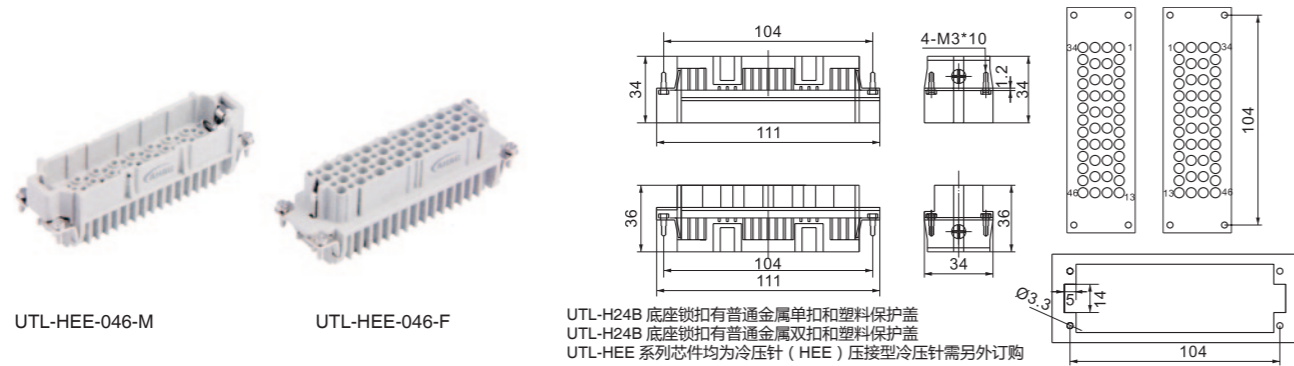
UTL-H16B 上壳 UTL-H16B hood	螺纹 Thread	型号 Type	图纸 Drawing	UTL-H16B 上壳/底座 UTL-H16B hood/housing	螺纹 Thread	型号 Type	图纸 Drawing
外壳上壳：侧面进线 Hood:Side entry	PG16 M20 M25	UTL-H10B-TS- PG16/RF M20/RF M25/RF		外壳上壳：顶部进线 Hood:Top entry	PG16 PG21 M25	UTL-H10B-TGB- PG16/RF PG21/RF M25/RF	
	高结构 /High construction	UTL-H10B-TSH- PG21/RF PG29/RF M32/RF		外壳底座：开孔安装 Bulkhead:mounted	UTL-H10B-AG/RF		
	PG16 M20 M25	UTL-H10B-TSB- PG16/RF M20/RF M25/RF			UTL-H10B-LB/RF		
外壳上壳：顶部进线 Hood:Top entry	PG13.5 PG16 M20	UTL-H10B-TG-RO- PG13.5/RF PG16/RF M20/RF		带保护盖 Without protection covers	UTL-H10B-AD-BO/RF		
	高结构 /High construction	UTL-H10B-TGH- PG21/RF PG25/RF M25/RF M32/RF		外壳底座：表面安装 Surface mounted:Side entry	UTL-H10B-SGR- PG16/RF M25/RF		
	PG16 M25	UTL-H10B-TG- PG16/RF M25/RF		带保护盖 Without protection covers	UTL-H10B-SDR-BO- PG16/RF M25/RF		

### 配套外壳 Suit hood/housing

UTL-H16B 上壳 UTL-H16B hood	螺纹 Thread	型号 Type	图纸 Drawing	UTL-H16B 上壳/底座 UTL-H16B hood/housing	螺纹 Thread	型号 Type	图纸 Drawing
外壳上壳：侧面进线 Hood:Side entry	PG21 PG25 M32	UTL-H16B-TS- PG21/RF PG25/RF M32/RF		外壳上壳：顶部进线 Hood:Top entry	PG29	UTL-H16B-TGH-RO PG29/RF	
	高结构 /High construction	UTL-H16B-TSH- PG29/RF		顶部带双扣上壳 Top entry housing with 2 levers	PG21 M25 M32	UTL-H16B-TGB- PG21/RF M25/RF M32/RF	
	PG21 PG29 M32	UTL-H16B-TSB- PG21/RF PG29/RF M32/RF		外壳底座：开孔安装 Bulkhead:mounted	UTL-H16B-AG/RF		
侧面带双扣上壳 Side entry housing with 2 levers	PG21 M25 M32	UTL-H16B-TS- PG21/RF M25/RF M32/RF		外壳底座：表面安装 Surface mounted:Side entry	PG21 PG29 M25	UTL-H16B-SGR- PG21/RF PG29/RF M25/RF	
	高结构 /High construction	UTL-H16B-TG- PG21/RF M25/RF M32/RF		4耳带盖底座 Bulkhead mounted with 2 bolts	UTL-H16B-AD-BO/RF		
	PG21 M25 M32	UTL-H16B-TG-RO PG21/RF M25/RF M32/RF		带保护盖 Without protection covers	UTL-H16B-SDR-BO- PG21/RF M25/RF M32/RF		

## Set general introduction 常用套件组合

### UTL-HEE 系列 46 回路接插件套件 UTL-HEE series 46 Poles of connector

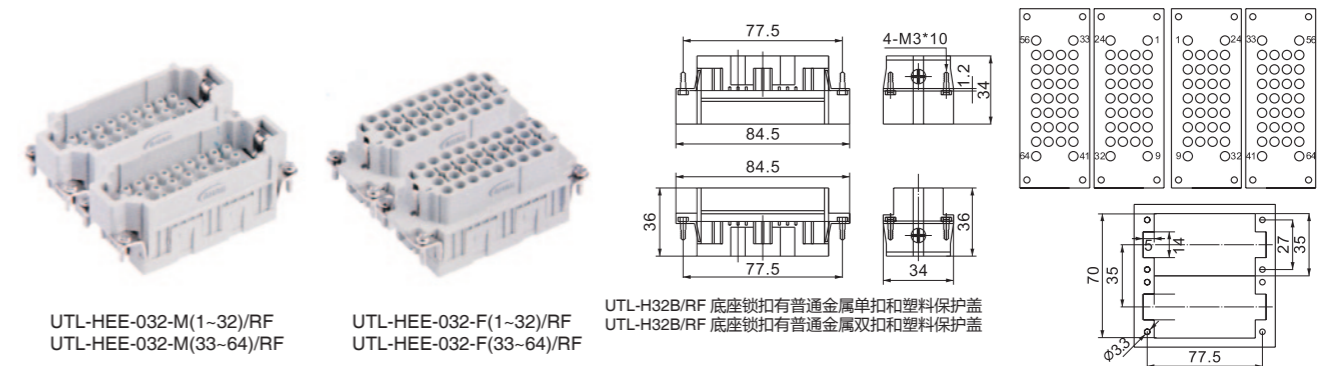


### 配套外壳 Suit hood/housing

UTL-H24B 上壳 UTL-H24B hood	螺纹 Thread	型号 Type	图纸 Drawing	UTL-H24B 上壳 / 底座 螺纹 UTL-H24B hood/housing thread	型号 Type	图纸 Drawing
外壳上壳：侧面进线 Hood:Side entry	PG21 M25 M32	UTL-H24B-TS- PG21/RF M25/RF M32/RF		外壳上壳：顶部进线 Hood:Top entry	PG21 PG29 M32	UTL-H24B-TGHB- PG21/RF PG29/RF M32/RF
	PG29	高结构 /High construction UTL-H24B-TSH- PG29/RF		外壳底座：开孔安装 Bulkhead:mounted	UTL-H24B-AG/RF	
	PG21 M25 M32	UTL-H24B-TS-RO- PG21/RF M25/RF M32/RF		外壳底座：表面安装 Surface mounted:Side entry	PG21 PG29 M32	UTL-H24B-SGR- PG21/RF PG29/RF M32/RF
外壳上壳：顶部进线 Hood:Top entry	PG21 M25 M32	UTL-H24B-TS-RO PG21/RF M25/RF M32/RF		4 耳带盖底座 Bulkhead mounted with 2 bolts	UTL-H24B-AD-LB/RF	
	PG29	高结构 /High construction UTL-H24B-TGH- PG29/RF				
	2*PG21	UTL-H24B-TGH-RO- 2*PG21/RF				

## Set general introduction 常用套件组合

### UTL-HEE 系列 64 回路接插件套件 UTL-HEE series 64 Poles of connector




### 配套外壳 Suit hood/housing

UTL-H32B 上壳 UTL-H32B hood	螺纹 Thread	型号 Type	图纸 Drawing	UTL-H32B 上壳 / 底座 UTL-H32B hood/housing	螺纹 Thread	型号 Type	图纸 Drawing
外壳上壳：侧面进线 Hood:Side entry	PG29 M32	UTL-H32B-TS- PG29/RF M32/RF		外壳底座：开孔安装 Bulkhead:mounted	UTL-H32B-AG/RF		
	PG29 M32	UTL-H32B-TS-RO- PG29/RF M32/RF		外壳底座：开孔安装 Bulkhead:mounted	UTL-H32B-AG-LB/RF		
外壳上壳：顶部进线 Hood:Top entry	PG29 M32	UTL-H32B-TG- PG29/RF M32/RF		外壳底座：开孔安装 Bulkhead:mounted	PG29 M32	UTL-H32B-SGR- PG29/RF M32/RF	
	PG29 M32	UTL-H32B-TG-RO- PG29/RF M32/RF					

## Set general introduction 常用套件组合

### UTL-HEE 系列 92 回路接插件套件 UTL-HEE series 92 Poles of connector

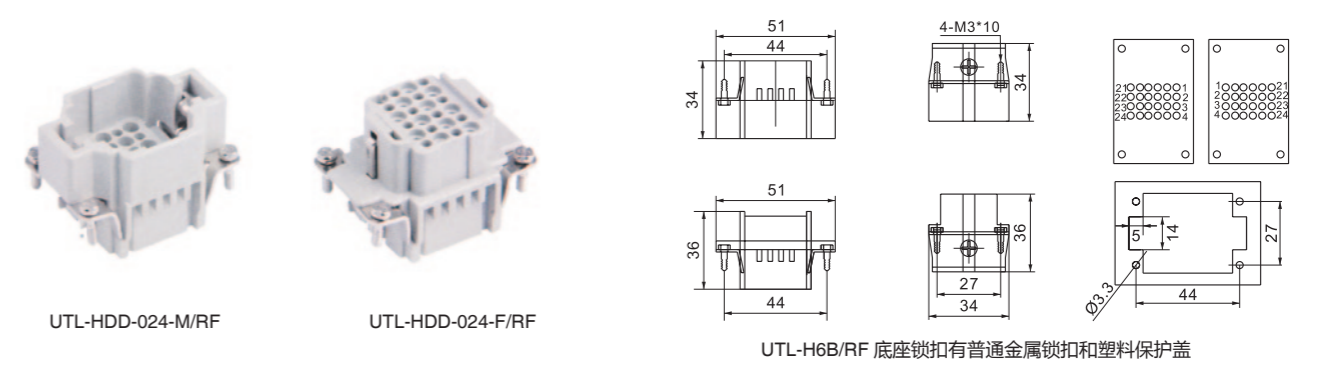


### 配套外壳 Suit hood/housing

UTL-H48B 上壳 / 底座 UTL-H48B hood/housing	螺纹 Thread	型号 Type	图纸 Drawing
外壳上壳：侧面进线 Hood:Side entry	PG29 PG36 M40	UTL-H48B-TS-RO-PG29/RF UTL-H48B-TS-RO-PG36/RF UTL-H48B-TS-RO-M40/RF	
外壳上壳：顶部进线 Hood:Top entry	PG29 PG36 M40	UTL-H48B-TG-RO-PG29/RF UTL-H48B-TG-RO-PG36/RF UTL-H48B-TG-RO-M40/RF	
外壳底座：开孔安装 Bulkhead:mounted		UTL-H48B-AG-LB/RF	
		UTL-H48B-AD-LB/RF	
外壳底座：表面安装 Surface mounted:Side entry	PG29 PG36 M40	UTL-H48B-SGR-LB-PG29/RF UTL-H48B-SGR-LB-PG36/RF UTL-H48B-SGR-LB-M40/RF	
	PG29 PG36 M40	UTL-H48B-SDR-LB-PG29/RF UTL-H48B-SDR-LB-PG36/RF UTL-H48B-SDR-LB-M40/RF	

## Set general introduction 常用套件组合

### UTL-HDD 系列 24 回路接插件套件 UTL-HDD series 24 Poles of connector




### 配套外壳 Suit hood/housing

UTL-H6B 上壳 UTL-H6B hood	螺纹 Thread	型号 Type	图纸 Drawing	UTL-H6B 底座 UTL-H6B housing	螺纹 Thread	型号 Type	图纸 Drawing
外壳上壳：侧面进线 Hood:Side entry	PG13.5 PG16 M20	UTL-H6B-TS-RO- PG13.5/RF PG16/RF M20/RF		外壳底座：开孔安装 Bulkhead:mounted		UTL-H6B-AG-LB/RF	
	PG13.5 PG16 M20	UTL-H6B-TS-RO- PG13.5/RF PG16/RF M20/RF				带保护盖 Without protection covers UTL-H6B-AD-LB/RF	
	PG21 PG29	高结构 /High construction UTL-H6B-TSH-RO- PG21/RF PG29/RF		外壳底座：表面安装 Surface mounted:Side entry	PG13.5 PG16 M20	UTL-H6B-SGR-LB- PG13.5/RF PG16/RF M20/RF	
外壳上壳：顶部进线 Hood:Top entry	PG13.5 PG16 M20	UTL-H6B-TG-RO- PG13.5/RF PG16/RF M20/RF				带保护盖 Without protection covers UTL-H6B-SDR-LB- PG13.5/RF PG16/RF M20/RF	
	PG16 PG21	高结构 /High construction UTL-H6B-TGH-RO- PG16/RF PG21/RF					
	PG13.5 PG16 M20	UTL-H6B-TG-RO- PG13.5/RF PG16/RF M20/RF					

## Set general introduction 常用套件组合

### UTL-HDD 系列 42 回路接插件套件 UTL-HDD series 42 Poles of connector




### 配套外壳 Suit hood/housing

UTL-H32B 上壳 UTL-H32B hood	螺纹 Thread	型号 Type	图纸 Drawing	UTL-H32B 上壳 / 底座 螺纹 UTL-H32B hood/housing thread	型号 Type	图纸 Drawing
外壳上壳：侧面进线 Hood:Side entry	PG16 M20 M25	UTL-H10B-TS- PG16/RF M20/RF M25/RF		外壳上壳：顶部进线 Hood:Top entry	PG16 M25	UTL-H10B-TGR- PG16/RF M25/RF
	高结构 /High construction UTL-H10B-TSH-PG21- PG21/RF PG29/RF M32/RF		外壳底座：开孔安装 Bulkhead:mounted		UTL-H10B-AG/RF	
	UTL-H10B-TSB- PG16/RF M25/RF			带保护盖 Without protection covers UTL-H10B-AD-BO/RF	UTL-H10B-AG-LB/RF	
外壳上壳：顶部进线 Hood:Top entry	PG16 M25	UTL-H10B-TG- PG16/RF M25/RF		带保护盖 Without protection covers UTL-H10B-AD-BO/RF	UTL-H10B-AD-BO/RF	
	高结构 /High construction UTL-H10B-TGH- PG21/RF PG29/RF M32/RF		外壳底座：表面安装 Surface mounted:Side entry		UTL-H10B-SGR- PG16/RF M25/RF	
	UTL-H10B-TG- PG16/RF PG21/RF			带保护盖 Without protection covers UTL-H10B-SDR-BO- PG16/RF M25/RF	UTL-H10B-SDR-BO- PG16/RF M25/RF	

## Set general introduction 常用套件组合

### UTL-HDD 系列 72 回路接插件套件 UTL-HDD series 72 Poles of connector

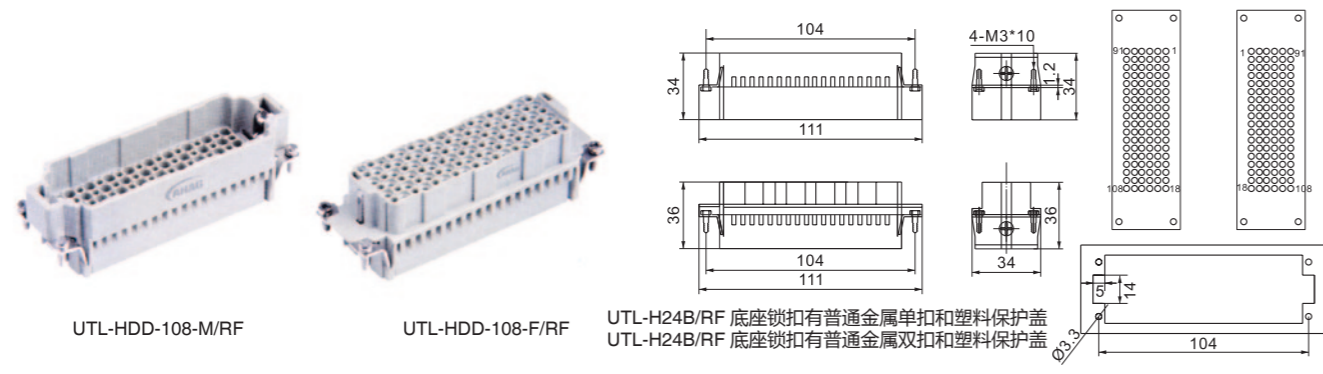


### 配套外壳 Suit hood/housing

UTL-H16B 上壳 UTL-H16B hood	螺纹 Thread	型号 Type	图纸 Drawing	UTL-H16B 上壳 / 底座 螺纹 UTL-H16B hood/housing Thread	型号 Type	图纸 Drawing
外壳上壳：侧面进线 Hood:Side entry	PG21 M25 M32	UTL-H16B-TS- PG21/RF M25/RF M32/RF		外壳上壳：顶部进线 Hood:Top entry	PG29	UTL-H16B-TGH-RO- PG29/RF
	高结构 /High construction UTL-H16B-TSH- PG29/RF		顶部带双扣上壳 Top entry housing with 2 levers		PG21 M25 M32	UTL-H16B-TGB- PG21/RF M25/RF M32/RF
	H16B-TSB- PG21/RF M25/RF M32/RF		外壳底座：开孔安装 Bulkhead:mounted		UTL-H16B-AG M32/RF	
侧面带双扣上壳 Side entry housing with 2 levers	PG21 M25 M32	UTL-H16B-TS- PG21/RF M25/RF M32/RF		外壳底座：表面安装 Surface mounted:Side entry	UTL-H16B-SGR- PG21/RF M25/RF	
	UTL-H16B-TG- PG21/RF M25/RF M32/RF		带保护盖 Without protection covers UTL-H16B-DR-BO- PG21/RF M25/RF M32/RF		UTL-H16B-DR-BO- PG21/RF M25/RF M32/RF	

## Set general introduction 常用套件组合

### UTL-HDD 系列 108 回路接插件套件 UTL-HDD series 108 Poles of connector

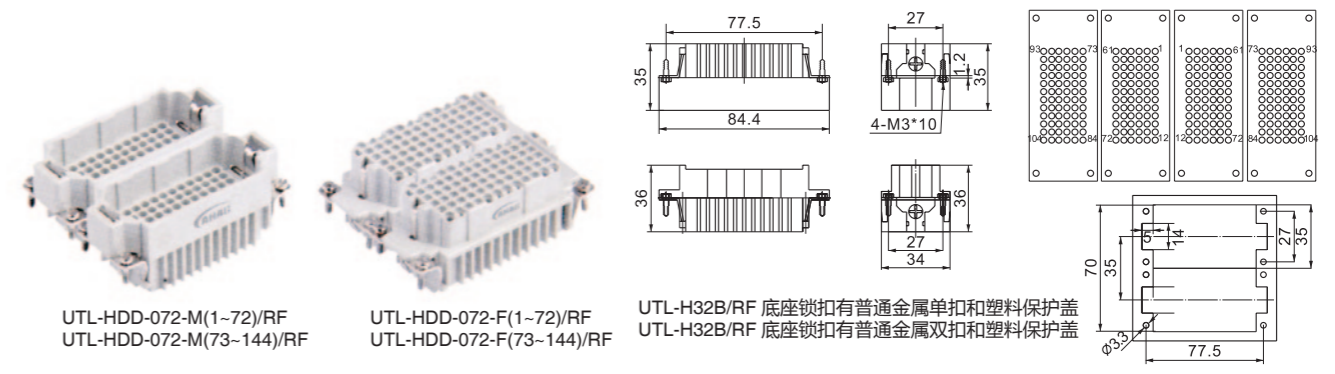


#### 配套外壳 Suit hood/housing

UTL-H24B 上壳 UTL-H24B hood	螺纹 Thread	型号 Type	图纸 Drawing	UTL-H24B 上壳/底座 UTL-H24B hood/housing	螺纹 Thread	型号 Type	图纸 Drawing
外壳上壳：侧面进线 Hood:Side entry	PG21 M25 M32	UTL-H24B-TS- PG21/RF M25/RF M32/RF		外壳上壳：顶部进线 Hood:Top entry	PG21 PG29 M32	UTL-H24B-TGHB- PG21/RF PG29/RF M32/RF	
	PG29	高结构 /High construction UTL-H24B-TSH- PG29/RF		外壳底座：开孔安装 Bulkhead:mounted		UTL-H24B-AG/RF	
	PG21 M25 M32	UTL-H24B-TS-RO PG21/RF M25/RF M32/RF		外壳底座：表面安装 Surface mounted:Side entry		UTL-H24B-SGR- PG21/RF PG29/RF M32/RF	
外壳上壳：顶部进线 Hood:Top entry	PG21 M25 M32	UTL-H24B-TS-RO PG21/RF M25/RF M32/RF			PG21 PG29 M32	UTL-H24B-SGR-LB- PG21/RF PG29/RF M32/RF	
	PG29	高结构 /High construction UTL-H24B-TGH- PG29/RF		4 耳带盖底座 Bulkhead mounted with 2 bolts		UTL-H24B-AD-LB/RF	
	2*PG21	UTL-H24B-TGH-RO- 2*PG21/RF					

## Set general introduction 常用套件组合

### UTL-HDD 系列 144 回路接插件套件 UTL-HDD series 144 Poles of connector

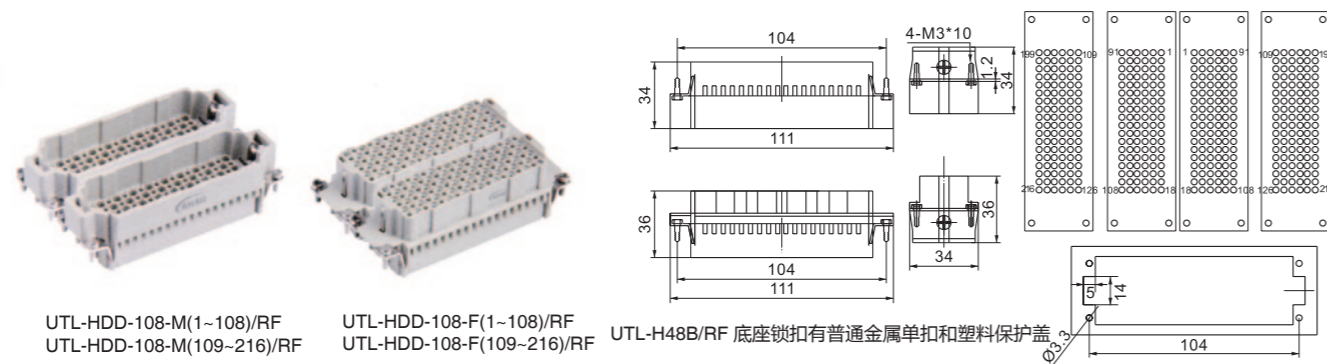


#### 配套外壳 Suit hood/housing

UTL-H32B 上壳 UTL-H32B hood	螺纹 Thread	型号 Type	图纸 Drawing	UTL-H32B 底座 UTL-H32B housing	螺纹 Thread	型号 Type	图纸 Drawing
外壳上壳：侧面进线 Hood:Side entry	PG29 M32	UTL-H32B-TS- PG29/RF M32/RF		外壳底座：开孔安装 Bulkhead:mounted		UTL-H32B-AG/RF	
	PG29 M32	UTL-H32B-TS-RO PG29/RF M32/RF				UTL-H32B-AG-LB/RF	
外壳上壳：顶部进线 Hood:Top entry	PG29 M32	UTL-H32B-TG- PG29/RF M32/RF		外壳底座：开孔安装 Bulkhead:mounted		UTL-H32B-SGR- PG29/RF M32/RF	
	PG29 M32	UTL-H32B-TG-RO PG29/RF M32/RF				UTL-H32B-SGR-LB- PG29/RF M32/RF	

## Set general introduction 常用套件组合

### UTL-HDD 系列 216 回路接插件套件 UTL-HDD series 216 Poles of connector




### 配套外壳 Suit hood/housing


H48B 上壳 / 底座 H48B hood/housing	螺纹 Thread	型号 Type	图纸 Drawing
外壳上壳：侧面进线 Hood:Side entry	PG29 PG36 M40	UTL-H48B-TS-RO-PG29/RF UTL-H48B-TS-RO-PG36/RF UTL-H48B-TS-RO-M40/RF	
外壳上壳：顶部进线 Hood:Top entry	PG29 PG36 M40	UTL-H48B-TG-RO-PG29/RF UTL-H48B-TG-RO-PG36/RF UTL-H48B-TG-RO-M40/RF	
外壳底座：开孔安装 Bulkhead:mounted		UTL-H48B-AG-LB/RF	
		UTL-H48B-AD-LB/RF	
外壳底座：表面安装 Surface mounted:Side entry	PG29 PG36 M40	UTL-H48B-SGR-LB-PG29/RF UTL-H48B-SGR-LB-PG36/RF UTL-H48B-SGR-LB-M40/RF	
	PG29 PG36 M40	UTL-H48B-SDR-LB-PG29/RF UTL-H48B-SDR-LB-PG36/RF UTL-H48B-SDR-LB-M40/RF	

## Set general introduction 常用套件组合

### UTL-HSB-006 系列 UTL-HSB-006series



工作电流：35A  
工作电压：400/690V  
阻燃等级（据 UL94）：VO  
防护等级：IP65  
接线形式：螺钉压接  
弹片压接  
冷压针压接  
电缆入口可选螺纹：  
M25,PG21,PG29,M32  
Rated current: 35A  
Rated voltage: 400/690V  
Flammability acc. to UL94:VO  
Degree of protection acc. to DIN40 050:IP65  
Terminal: Screwterminal  
Spring terminal  
Crimp terminal  
Thread:M25 , PG121 , PG29 , M32





# Set general introduction 常用套件组合

## 配套外壳 Suit hood/housing

UTL-H24B 上壳 UTL-H24B hood	螺纹 Thread	型号 Type	图纸 Drawing
------------------------------	--------------	------------	---------------

外壳上壳：侧面进线  
Hood:Side entry

	PG21 PG25 M32	UTL-H16B-TS- PG21/RF PG25/RF M32/RF	
	PG29	高结构 /High construction UTL-H16B-TSH- PG29/RF	
	PG21 M25 M32	UTL-H16B-TS-RO- PG21/RF M25/RF M32/RF	
	PG29	UTL-H16B-TSH-RO- PG29/RF	
	PG21 PG29 M32	UTL-H16B-TSHB PG21/RF PG29/RF M32/RF	

侧面带双扣上壳  
Side entry housing with 2 levers

	PG21 M32	UTL-H16B-TSB- m25 PG21/RF M25/RF M32/RF	
	PG21 M25 M32	UTL-H16B-TS- PG21/RF M25/RF M32/RF	
	PG29	UTL-H16B-TSHB- PG29/RF	

外壳上壳：顶部进线  
Hood:Top entry

	PG21 M25 M32	UTL-H16B-TG- PG21/RF M25/RF M32/RF	
--	--------------------	---	--

UTL-H24B 上壳/底座 UTL-H24B hood/housing	螺纹 Thread	型号 Type	图纸 Drawing
---	--------------	------------	---------------

外壳上壳：顶部进线  
Hood:Top entry

	PG29	高结构 /High construction UTL-H16B-TGH- PG29/RF	
	PG21 M25 M32	UTL-H16B-TG-RO- PG21/RF M25/RF M32/RF	
	PG29	UTL-H16B-TGH-RO- PG29/RF	

顶部带双扣上壳  
Top entry housing with 2 levers

	PG21 M25 M32	UTL-H16B-TGB- PG21/RF M25/RF M32/RF	
--	--------------------	--	--

外壳底座：开孔安装  
Bulkhead:mounted

	UTL-H16B-AG-RF	
	UTL-H16B-AG-LB-RF	

外壳底座：表面安装  
Surface mounted:Side entry

	PG21 PG29 M25	UTL-H16B-SGR- PG21/RF PG29/RF M25/RF	
--	---------------------	---	--

4耳带盖底座  
Bulkhead mounted with 2 bolts

	UTL-H16B-AD-BO-RF		
	PG21 PG29 M25	UTL-H16B-SDR-BO- PG21/RF PG29/RF M25/RF	

# Set general introduction 常用套件组合

## UTL-HSB-012 系列 UTL-HSB-012 series

	UTL-HSB-006-M(1~6)/RF	
	UTL-HSB-006-F(1~6)/RF	
	UTL-H32B/RF 底座锁扣有普通金属单扣和塑料保护盖 UTL-H32B/RF 底座锁扣有普通金属双扣和塑料保护盖	

工作电流：35A  
工作电压：400/690V  
阻燃等级（据 UL94）：VO  
防护等级：IP65  
接线形式：螺钉压接  
弹片压接  
冷压针压接  
电缆入口可选螺纹：  
M25,PG21,PG29,M32  
Rated current: 35A  
Rated voltage: 400/690V  
Flammability acc. to UL94:VO  
Degree of protection acc. to  
DIN40 050:IP65  
Terminal: Screwterminal  
Spring terminal  
Crimp terminal  
Thread:M25 , PG21 ,  
PG29 , M32

	UTL-H32B-TS-PG29/RF		UTL-H32B-TG-PG29/RF		UTL-H32B-TS-RO/RF		UTL-H32B-TG-RO/RF
--	---------------------	--	---------------------	--	-------------------	--	-------------------

	UTL-H32B-AG-RF		UTL-H32B-AG-LB-RF
UTL-HSB-012-1/RF	UTL-HSB-012-2/RF	UTL-HSB-012-1D/RF	UTL-HSB-012-2D/RF
侧面进线 /Side entry	正面进线 /Top entry	侧面进线 /Side entry	正面进线 /Top entry

	UTL-H32B-TS-PG29/RF		UTL-H32B-TG-PG29/RF		UTL-H32B-TS-RO/RF		UTL-H32B-TG-RO/RF
--	---------------------	--	---------------------	--	-------------------	--	-------------------

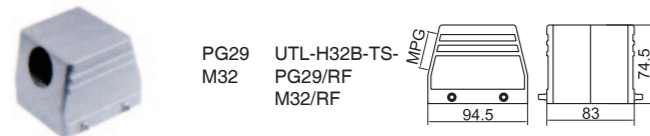
	UTL-H32B-SGR-RF		UTL-H32B-AG-LB-RF		UTL-H32B-SGR-LB-RF		UTL-H32B-SDR-LB-RF
UTL-HSB-012-3/RF	UTL-HSB-012-4/RF	UTL-HSB-012-3D/RF	UTL-HSB-012-4DB/RF				
侧面进线 /Side entry	正面进线 /Top entry	侧面进线 /Side entry	正面进线 /Top entry				

# Set general introduction 常用套件组合

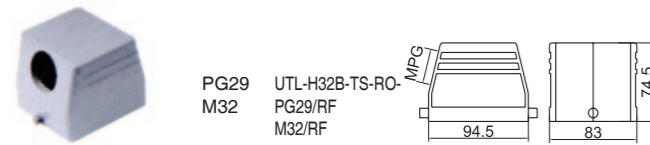
## 配套外壳 Suit hood/housing

UTL-H32B 上壳 UTL-H32B hood	螺纹 Thread	型号 Type	图纸 Drawing
------------------------------	--------------	------------	---------------

外壳上壳：侧面进线  
Hood:Side entry

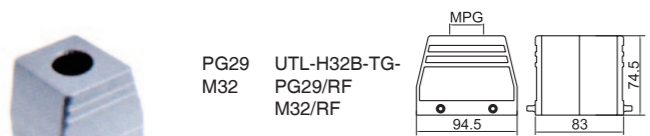


PG29  
M32 UTL-H32B-TS-  
PG29/RF  
M32/RF

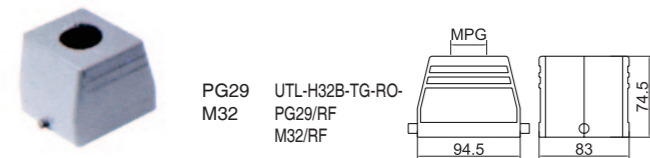


PG29  
M32 UTL-H32B-TS-RO-  
PG29/RF  
M32/RF

外壳上壳：顶部进线  
Hood:Top entry



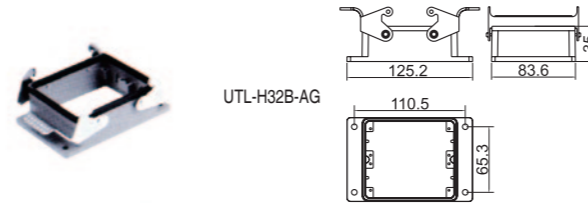
PG29  
M32 UTL-H32B-TG-  
PG29/RF  
M32/RF



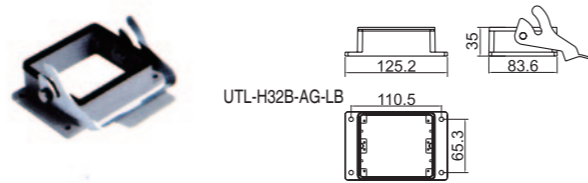
PG29  
M32 UTL-H32B-TG-RO-  
PG29/RF  
M32/RF

UTL-H32B 底座 UTL-H32B housing	螺纹 Thread	型号 Type	图纸 Drawing
---------------------------------	--------------	------------	---------------

外壳底座：开孔安装  
Bulkhead:mounted

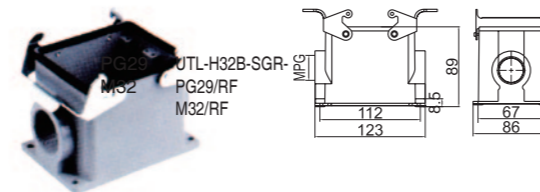


UTL-H32B-AG

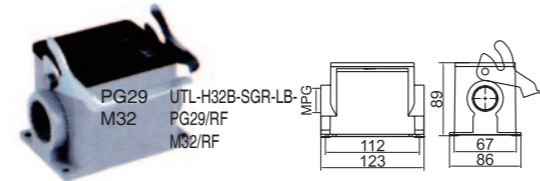


UTL-H32B-AG-LB

外壳底座：开孔安装  
Bulkhead:mounted



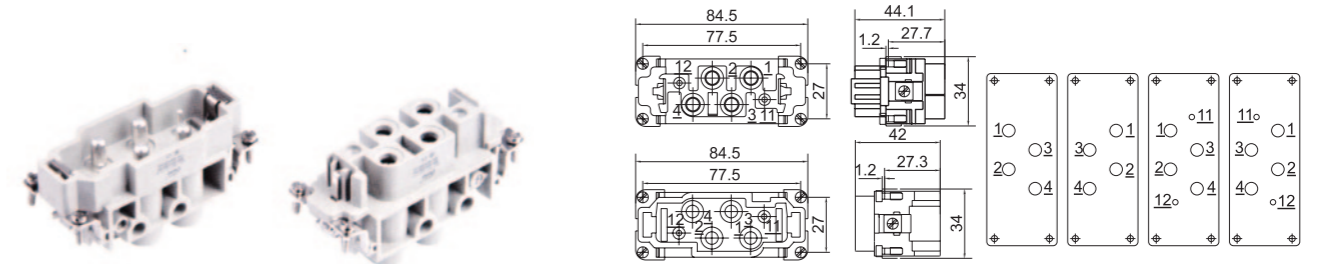
PG29  
M32 UTL-H32B-SGR-  
PG29/RF  
M32/RF



PG29  
M32 UTL-H32B-SGR-LB-  
PG29/RF  
M32/RF

# Set general introduction 常用套件组合

## UTL-HK系列 UTL-HK series




UTL-HK-004/2-M/RF

UTL-HK-004/2-F/RF

UTL-H16B/RF 底座锁扣有普通金属单扣和塑料保护盖  
UTL-H16B/RF 底座锁扣有普通金属双扣和塑料保护盖

工作电流：80A  
工作电压：400/690V  
阻燃等级 (据 UL94): VO  
防护等级：IP65  
接线形式：螺钉压接  
弹片压接  
电缆入口可选螺纹：  
M25,PG21,PG29,M32  
Rated current: 80A  
Rated voltage: 400/690V  
Flammabilityacc. to UL94:VO  
Degree of protection acc. to DIN40 050:IP65  
Terminal: Screwterminal  
Spring terminal  
Thread:M25 , PG21 , PG29 , M32



UTL-H16B-TS-PG21/RF

UTL-H16B-TG-PG21/RF

UTL-H16B-TS-PG21/RF

UTL-H16B-TG-PG21/RF



UTL-H16B-AG/RF

UTL-H16B-AG/RF

UTL-H16B-SGR/RF

UTL-H16B-SGR/RF

UTL-HDC-HK-004-1/RF	UTL-HDC-HK-004-2/RF	UTL-HDC-HK-004-3/RF	UTL-HDC-HK-004-4/RF
侧面进线 /Side entry	正面进线 /Top entry	侧面进线 /Side entry	正面进线 /Top entry




UTL-H16B-TS-RO/RF

UTL-H16B-TG-RO/RF

UTL-H16B-TGHB-PG21/RF

UTL-H16B-TGH-PG21/RF



UTL-H16B-AG-LB/RF

UTL-H16B-SGR-LB/RF

UTL-H16B-AD-BO/RF


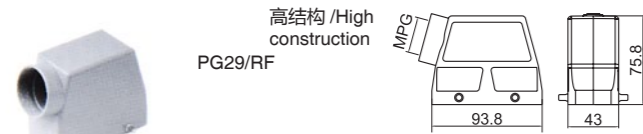

UTL-H16B-SDR-BO/RF

UTL-HDC-HK-004-1D/RF	UTL-HDC-HK-004-4D/RF	UTL-HDC-HK-004-1B/RF	UTL-HDC-HK-004-4B/RF
侧面进线 /Side entry	正面进线 /Top entry	正面进线 /Top entry	正面进线 /Top entry

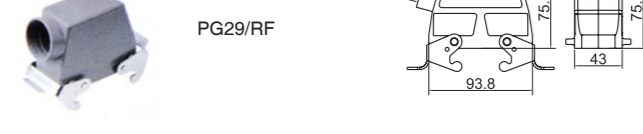

配套外壳 Suit hood/housing

UTL-H16B 上壳 UTL-H16B hood	螺纹 Thread	型号 Type	图纸 Drawing
------------------------------	--------------	------------	---------------

外壳上壳：侧面进线  
Hood:Side entry



侧面带双扣上壳  
Side entry housing with 2 levers

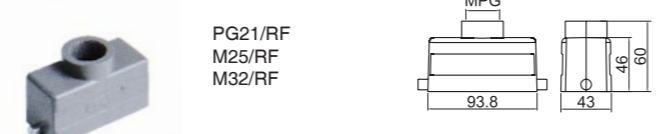
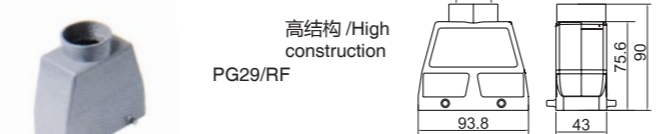


外壳上壳：顶部进线  
Hood:Top entry

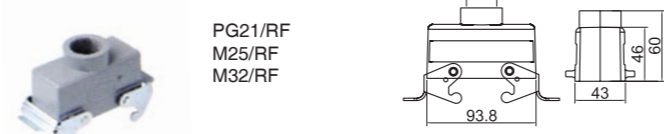


UTL-H16B 上壳 / 底座 UTL-H16B hood/housing	螺纹 Thread	型号 Type	图纸 Drawing
---	--------------	------------	---------------

外壳上壳：顶部进线  
Hood:Top entry



顶部带双扣上壳  
Top entry housing with 2 levers




外壳底座：开孔安装  
Bulkhead:mounted



外壳底座：表面安装  
Surface mounted:Side entry



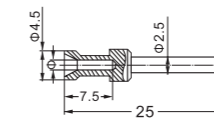
4耳带盖底座  
Bulkhead mounted with 2 bolts



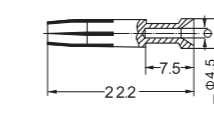
16A 冷压接插针 16A Crimo contacts

材料：铜  
Material: copper  
接触电阻 /Contact resistance : ≤ 1mΩ  
接线形式：冷压工具压接  
Termianl : cripe connection

公接插针 /Mate crimp contacts



母接插针 /Female crimp contacts

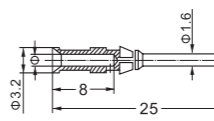


线径 Wire gauge	接线长度 Stripping length	镀银冷压针型号 Contacts, Silver-plated	镀金冷压针型号 Contacts, Gold-plated
0.5mm <sup>2</sup>	AWG 20 7.5mm	CEM-0.5	DEM-0.5
0.75mm <sup>2</sup>	AWG 18 7.5mm	CEM-0.75	DEM-0.75
1.0mm <sup>2</sup>	AWG 18 7.5mm	CEM-1.0	DEM-1.0
1.5mm <sup>2</sup>	AWG 16 7.5mm	CEM-1.5	DEM-1.5
2.5mm <sup>2</sup>	AWG 14 7.5mm	CEM-2.5	DEM-2.5
4.0mm <sup>2</sup>	AWG 12 7.5mm	CEM-4.0	DEM-4.0

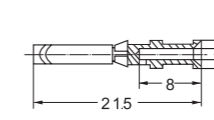
10A 冷压接插针 10A Crimo contacts

材料：铜  
Material: copper  
接触电阻 /Contact resistance : ≤ 3mΩ  
接线形式：冷压工具压接  
Termianl : cripe connection

公接插针 /Mate crimp contacts



母接插针 /Female crimp contacts

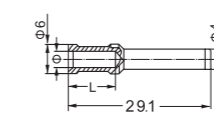


线径 Wire gauge	接线长度 Stripping length	镀银冷压针型号 Contacts, Silver-plated	镀金冷压针型号 Contacts, Gold-plated
0.5mm <sup>2</sup>	AWG 20 8.0mm	DDM-0.5	DDM-0.5
0.75mm <sup>2</sup>	AWG 18 8.0mm	DDM-0.75	DDM-0.75
1.0mm <sup>2</sup>	AWG 18 8.0mm	DDM-1.0	DDM-1.0
1.5mm <sup>2</sup>	AWG 16 8.0mm	DDM-1.5	DDM-1.5
2.5mm <sup>2</sup>	AWG 14 8.0mm	DDM-2.5	DDM-2.5

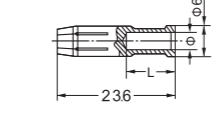
40A 冷压接插针 40A Crimo contacts

材料：铜  
Material: copper  
接触电阻 /Contact resistance : ≤ 4mΩ  
接线形式：冷压工具压接  
Termianl : cripe connection

公接插针 /Mate crimp contacts



母接插针 /Female crimp contacts



线径 Wire gauge	接线长度 Stripping length	镀银冷压针型号 Contacts, Silver-plated	镀金冷压针型号 Contacts, Gold-plated
1.75mm <sup>2</sup>	AWG 16 8.0mm	CEM-1.5	DMM-1.5
2.25mm <sup>2</sup>	AWG 14 8.0mm	CEM-2.5	DMM-2.5
2.85mm <sup>2</sup>	AWG 12 8.0mm	CEM-4.0	DMM-4.0
3.50mm <sup>2</sup>	AWG 10 8.0mm	CEM-6.0	DMM-6.0

线径 Wire gauge	接线长度 Stripping length	镀银冷压针型号 Contacts, Silver-plated	镀金冷压针型号 Contacts, Gold-plated
1.75mm <sup>2</sup>	AWG 16 8.0mm	CMF-1.5	DMF-1.5
2.25mm <sup>2</sup>	AWG 14 8.0mm	CMF-2.5	DMF-2.5
2.85mm <sup>2</sup>	AWG 12 8.0mm	CMF-4.0	DMF-4.0
3.50mm <sup>2</sup>	AWG 10 8.0mm	CMF-6.0	DMF-6.0

冷压退针工具 Crimping tool and removal tool

压线钳：压接范围 0.5~4.0mm<sup>2</sup>  
Crimping tool: crimping wire range 0.5~4.0mm<sup>2</sup>  
适用压接 HD/HDD, HEE 冷压针  
For HD/HDD, HEE Crimp contacts



CRIMPBOX-0.5/4/RF  
压线钳 Crimping tool



REMOV-HEE  
UTL-HEE/RF 系列冷压针退针器  
UTL-HEE/RF series crimp contact removal tool

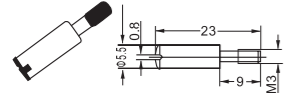


REMOV-HED  
UTL-HD/HDD/RF 系列冷压针退针器  
UTL-HD/HDD/RF series crimp contact removal tool

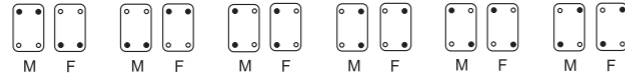
## Coding pins 编码销 ( 导向销 )

### 编码销

适用于可安装一个插体或框架的外壳

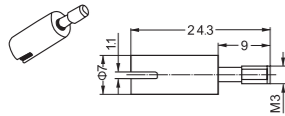


订货号: CODE-M3

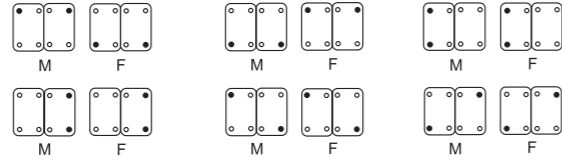


### 模块型编码销

适用于可安装两个插体或框架的外壳



订货号: MCODE-M3

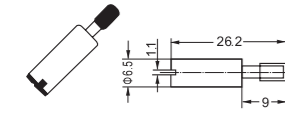


● 编码销  
○ 正常螺丝

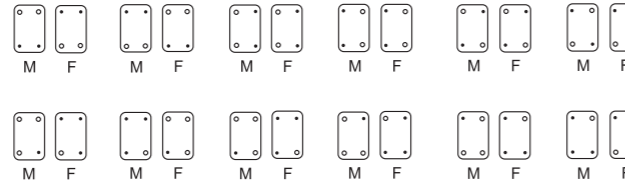
M- 公插体  
F- 母插体

### 导向孔

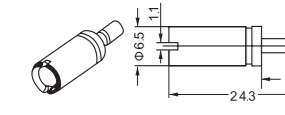
适用于可安装一个插体或框架的外壳



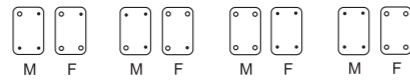
订货号: GBUSH-M3



### 模块型导向孔

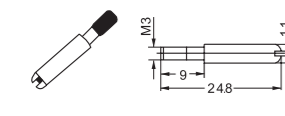


订货号: MGBUSH-M3

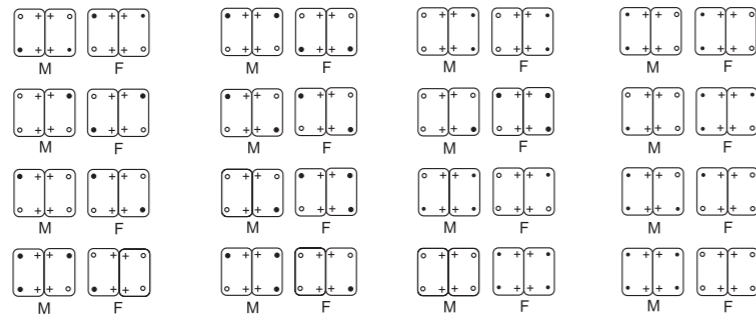


### 导向销

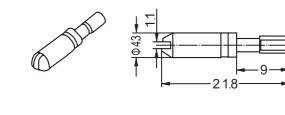
适用于可安装两个插体或框架的外壳



订货号: GPIN-M3

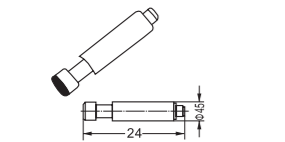


### 模块型导向销



订货号: MGPIN-M3

### 编号销



订货号: CODE-E

- ①使用此编号销, 可避免相同连接器的误插,
- ②适用于 UTL-HEC, UTL-HEE, UTL-HQ5/0, UTL-HM-006, UTL-HM-008
- ③使用编号销时, 公插对应孔不能装插针

### 编号销



订货号: CODE-D

- ①使用此编号销, 可避免相同连接器的误插,
- ②适用于 UTL-HD, UTL-HDD, UTL-HMD-012, UTL-HMDD-014, UTL-HQ7/0, UTL-HQ12/0
- ③使用编号销时, 公插对应孔不能装插针

## Insert Series 接插体

### UTL-HA 系列 /UTL-HA series


额定电流 /Rated current : 10A  
额定电压 /Reted voltage : 230/250V  
压接形式 : 螺钉压接  
Technical : Screw termianl



公插体 / 母插体 ( M/F )	UTL-HA-003-M/RF	UTL-HA-003-F/RF	UTL-HA-004-M/RF	UTL-HA-004-F/RF
导线额定截面 /Wire gauge	0.5-2.5mm <sup>2</sup>		0.5-2.5mm <sup>2</sup>	

### UTL-HA 系列 /UTL-HA series

额定电流 /Rated current : 10A  
额定电压 /Reted voltage : 230/250V  
压接形式 : 螺钉压接  
Technical : Screw termianl



公插体 / 母插体 ( M/F )	UTL-HA-010-M/RF	UTL-HA-010-F/RF	UTL-HA-016-M/RF	UTL-HA-016-F/RF
导线额定截面 /Wire gauge	0.5-2.5mm <sup>2</sup>		0.5-2.5mm <sup>2</sup>	

### UTL-HE 系列 /UTL-HE series

额定电流 /Rated current : 10A  
额定电压 /Reted voltage : 230/250V  
压接形式 : 螺钉压接  
Technical : Screw termianl



公插体 / 母插体 ( M/F )	UTL-HE-006-M/RF	UTL-HE-006-F/RF	UTL-HE-010-M/RF	UTL-HE-010-F/RF	UTL-HE-016-M/RF	UTL-HE-016-F/RF
导线额定截面 /Wire gauge	0.5-4.0mm <sup>2</sup>		0.5-4.0mm <sup>2</sup>		0.5-4.0mm <sup>2</sup>	

### UTL-HE 系列 /UTL-HE series

额定电流 /Rated current : 10A  
额定电压 /Reted voltage : 230/250V  
压接形式 : 螺钉压接  
Technical : Screw termianl



公插体 / 母插体 ( M/F )	UTL-HE-024-M/RF	UTL-HE-024-F/RF	UTL-HE-032-M/RF	UTL-HE-032-F/RF	UTL-HE-048-M/RF	UTL-HE-048-F/RF
导线额定截面 /Wire gauge	0.5-4.0mm <sup>2</sup>		0.5-4.0mm <sup>2</sup>		0.5-4.0mm <sup>2</sup>	

## Insert Series

### 接插体


#### UTL-HEE 系列 /UTL-HEE series

额定电流 /Rated current : 10A  
 额定电压 /Reted voltage : 230/250V  
 压接形式 : 螺钉压接  
 Technical : Screw termianl



公插体 / 母插体 (M/F)	UTL-HEE-032-M/RF UTL-HEE-032-M/RF	UTL-HEE-046-M/RF UTL-HEE-046-M/RF
导线额定截面 /Wire gauge	0.5-4.0mm <sup>2</sup>	0.5-4.0mm <sup>2</sup>

额定电流 /Rated current : 10A  
 额定电压 /Reted voltage : 230/250V  
 压接形式 : 螺钉压接  
 Technical : Screw termianl



公插体 / 母插体 (M/F)	UTL-HDD-024-M/RF UTL-HDD-024-F/RF	UTL-HDD-072-M/RF UTL-HDD-072-F/RF	UTL-HDD-108-M/RF UTL-HDD-108-F/RF
导线额定截面 /Wire gauge	0.5-2.5mm <sup>2</sup>	0.5-2.5mm <sup>2</sup>	0.5-2.5mm <sup>2</sup>

#### UTL-HE 系列 /UTL-HE series


额定电流 /Rated current : 10A  
 额定电压 /Reted voltage : 230/250V  
 压接形式 : 螺钉压接  
 Technical : Screw termianl



公插体 / 母插体 (M/F)	UTL-HSB-006-M/RF UTL-HSB-006-F/RF	UTL-HK-004/2-M/RF UTL-HK-004/2-F/RF	UTL-HK-006/12-M/RF UTL-HK-006/12-F/RF
导线额定截面 /Wire gauge	0.5-4.0mm <sup>2</sup>	0.5-4.0mm <sup>2</sup>	0.5-4.0mm <sup>2</sup>

#### UTL-HK 系列 /UTL-HK series

额定电流 /Rated current : 10A  
 额定电压 /Reted voltage : 230/250V  
 压接形式 : 螺钉压接  
 Technical : Screw termianl



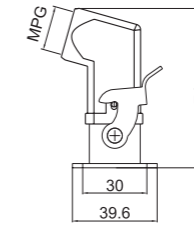
公插体 / 母插体 (M/F)	UTL-HK-6/6-M/RF UTL-HK-6/6-F/RF	UTL-HK-004/8-M/RF UTL-HK-004/8-F/RF
导线额定截面 /Wire gauge	0.5-4.0mm <sup>2</sup>	0.5-4.0mm <sup>2</sup>

## Complete Set Combination

### 成套组合

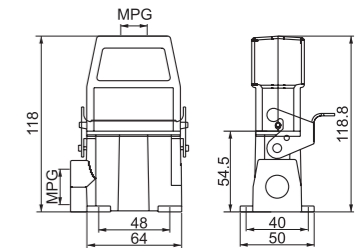
#### 配套外壳 Suit hood/housing

工业重载连接器 500V Max16A

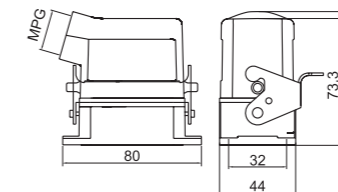


UTL-HDC-HA-004-1/RF

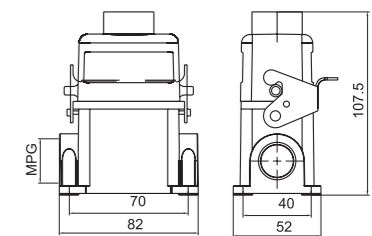
工业重载连接器 500V Max16A



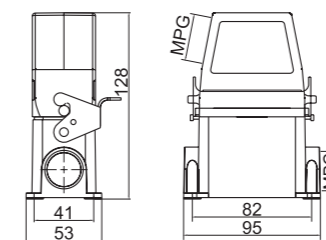

UTL-HDC-HA-010-4/RF



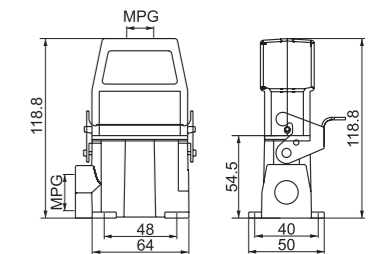
UTL-HDC-HE-006-1/RF



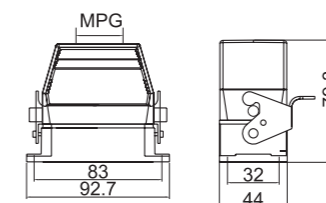
UTL-HDC-HE-006-4/RF



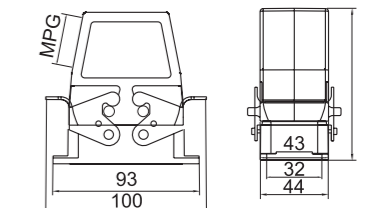
UTL-HDC-HE-010-3D/RF



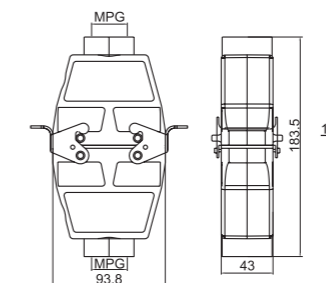
UTL-HDC-HE-006-4/RF



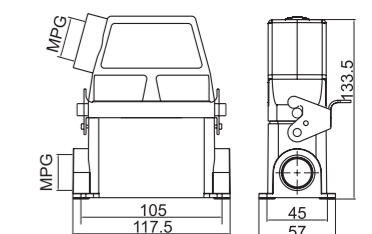
UTL-HDC-HE-010-2D/RF



UTL-HDC-HE-010-1/RF



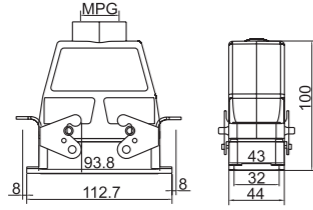
UTL-HDC-HE-016-5/RF



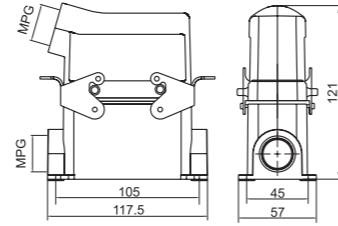
UTL-HDC-HE-016-3D/RF

# Complete Set Combination 成套组合

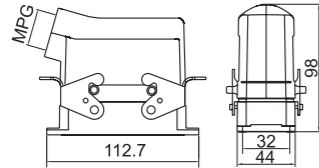
## 配套外壳 Suit hood/housing



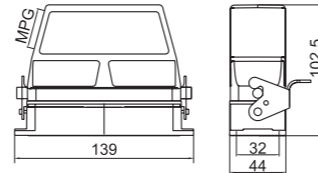

UTL-HDC-HE-016-2/RF



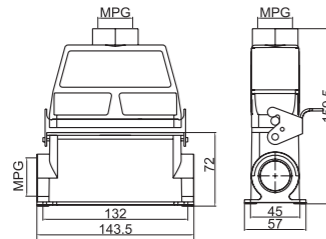
UTL-HDC-HE-010-3/RF



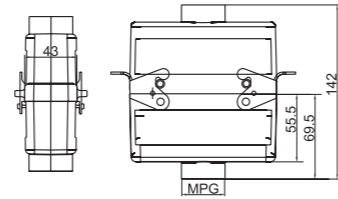

UTL-HDC-HE-016-1/RF



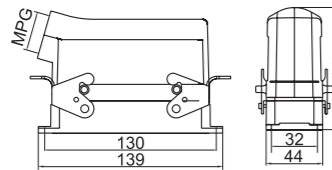
UTL-HDC-HE-024-1D/RF



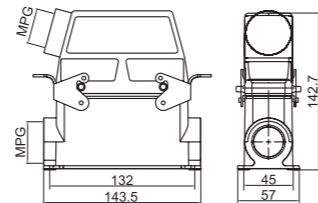

UTL-HDC-HE-024-4/RF



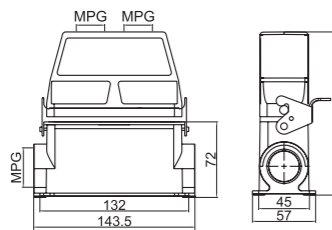
UTL-HDC-HE-024-5/RF



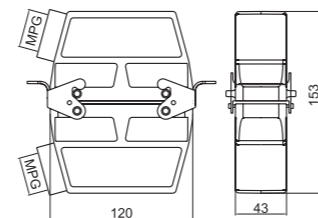

UTL-HDC-HE-024-1/RF



UTL-HDC-HE-024-3/RF



UTL-HDC-HE-024-4D/RF



UTL-HDC-HE-024-5/RF