


- **Ultra wide 8:1 input voltage range: 9-72 VDC**
- **Covers a majority of standard bus- and battery voltages**
- **Up to 93% efficiency - No heatsink required**
- **Pin compatible with LMxx linear regulators (SIP-3)**
- **Operating temperature range -40 to +80°C**
- **Low standby current**
- **Excellent line/load regulation**
- **Protection against short circuit, overvoltage and overtemperature**
- **3-year product warranty**



The TSR 1WI is a non-isolated POL converter series with an ultra wide 8:1 input voltage range which comes in a standard SIP-3 package. Covering the majority of standard bus- and battery voltages this POL converter is a versatile solution for many applications in distributed power systems where different input voltages have to be handled. Being able to use the same converter in many different situations effectively reduces the bill of material (BOM) of a given application. A high efficiency of up to 93% allows for an operating temperature range of -40 to +80°C (up to 50°C without derating) and makes them excellent drop-in replacements for less efficient LMxx linear regulators. With 0.6A max. output current and standard features such as low standby current, precise regulation and protection against short circuit, overvoltage and overload the TSR 1WI is suitable for many battery and distributed power applications.

Models				
Order Code	Output Current max.	Input Voltage Range	Output Voltage nom.	Efficiency typ.
TSR 1-4833WI	1'000 mA	9 - 72 VDC (48 VDC nom.)	3.3 VDC	83 % (at 24 Vin)
TSR 1-4850WI			5 VDC	87 % (at 24 Vin)
TSR 1-4865WI			6.5 VDC	88 % (at 24 Vin)
TSR 1-4890WI			9 VDC	90 % (at 24 Vin)
TSR 1-48120WI			12 VDC	93 % (at 24 Vin)
TSR 1-48150WI			15 VDC	93 % (at 24 Vin)
TSR 1-48240WI	700 mA	33 - 72 VDC (48 VDC nom.)	24 VDC	92 % (at 48 Vin)

Options	
on demand (backorder with MOQ non stocking item)	- Horizontal mounting (see outline dimensions)

Input Specifications

Input Current	- At no load	12 mA typ.
Recommended Input Fuse		3.3 Vout models: 1'000 mA (slow blow) 5 Vout models: 1'250 mA (slow blow) 6.5 Vout models: 1'600 mA (slow blow) 9 Vout models: 1'600 mA (slow blow) 12 Vout models: 1'600 mA (slow blow) 15 Vout models: 1'600 mA (slow blow) 24 Vout models: 1'250 mA (slow blow)
Input Filter	See application note: www.tracopower.com/overview/tsr1wi (Recommended external input filter proposal)	

Output Specifications

Voltage Set Accuracy		±2% max.
Regulation	- Input Variation (Vmin - Vmax) - Load Variation (0 - 100%)	0.5% max. 0.6% max.
Ripple and Noise (20 MHz Bandwidth)		3.3 Vout models: 50 mVp-p typ. (with 10 µF X7R) 5 Vout models: 50 mVp-p typ. (with 10 µF X7R) 6.5 Vout models: 50 mVp-p typ. (with 10 µF X7R) 9 Vout models: 50 mVp-p typ. (with 10 µF X7R) 12 Vout models: 50 mVp-p typ. (with 10 µF X7R) 15 Vout models: 50 mVp-p typ. (with 10 µF X7R) 24 Vout models: 75 mVp-p typ. (with 4.7 µF X7R)
Capacitive Load		3.3 Vout models: 2'400 µF max. 5 Vout models: 1'580 µF max. 6.5 Vout models: 1'200 µF max. 9 Vout models: 880 µF max. 12 Vout models: 660 µF max. 15 Vout models: 530 µF max. 24 Vout models: 330 µF max.
Minimum Load		Not required
Temperature Coefficient		±0.02 %/K max.
Start-up Time		25 ms typ.
Short Circuit Protection		Continuous, Automatic recovery
Output Current Limitation		180% typ. of Iout max.
Transient Response	- Peak Variation	125 mV typ. / 250 mV max. (50% Load Step) (24 Vout model, with external 4.7 µF X7R) 90 mV typ. / 180 mV max. (50% Load Step) (other models, with external 10 µF X7R)
	- Response Time	200 µs typ. / 250 µs max. (50% Load Step)

EMC Specifications

EMI Emissions	- Conducted Emissions	EN 55032 class A (with external filter) EN 55032 class B (with external filter)
	- Radiated Emissions	EN 55032 class A (with external filter) EN 55032 class B (with external filter)
	External filter proposal: www.tracopower.com/overview/tsr1wi	

General Specifications

Relative Humidity		95% max. (non condensing)
Temperature Ranges	- Operating Temperature - Case Temperature - Storage Temperature	-40°C to +80°C +105°C max. -55°C to +125°C
Power Derating	- High Temperature	See application note: www.tracopower.com/overview/tsr1wi

All specifications valid at nominal voltage, full load and +25°C after warm-up time unless otherwise stated.

Over Temperature	- Protection Mode	165°C typ. (Automatic recovery)
Protection Switch Off	- Measurement Point	Internal IC temperature
Cooling System		Natural convection (20 LFM)
Switching Frequency		143 - 238 kHz (PWM) (3.3 Vout model) 150 - 250 kHz (PWM) (5 Vout model) 188 - 313 kHz (PWM) (6.5 Vout model) 225 - 375 kHz (PWM) (9 Vout model) 263 - 438 kHz (PWM) (12 Vout model) 300 - 500 kHz (PWM) (15 Vout model) 413 - 688 kHz (PWM) (24 Vout model)
Insulation System		Non-isolated
Reliability	- Calculated MTBF	8'215'000 h (MIL-HDBK-217F, ground benign)
Environment	- Vibration - Mechanical Shock - Thermal Shock	MIL-STD-810F MIL-STD-810F MIL-STD-810F
Housing Material		Metal
Potting Material		Epoxy (UL 94 V-0 rated)
Connection Type		THD (Through-Hole Device)
Weight		5.5 g
Thermal Impedance		35 K/W
Environmental Compliance	- Reach - RoHS	www.tracopower.com/info/reach-declaration.pdf www.tracopower.com/info/rohs-declaration.pdf

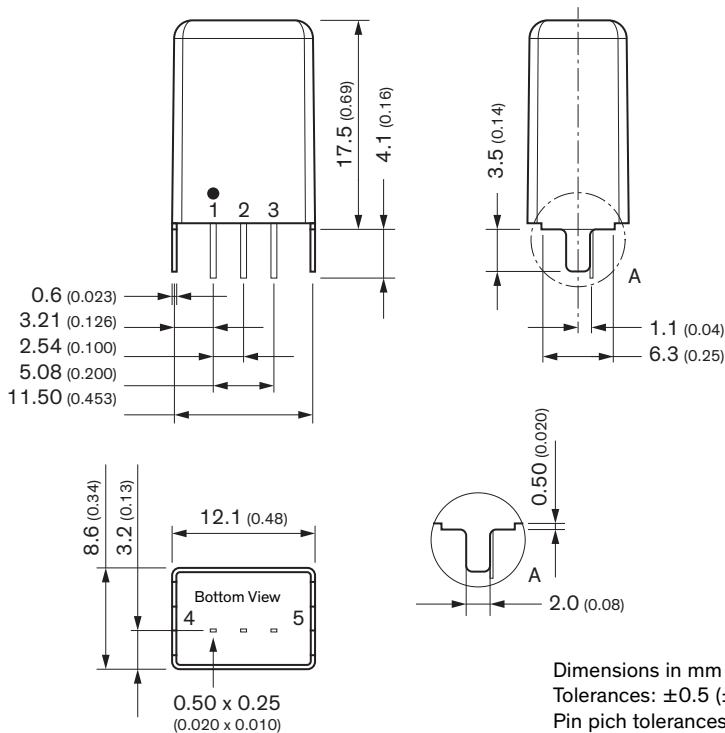
Supporting Documents

Overview Link (for additional Documents)

www.tracopower.com/overview/tsr1wi

Outline Dimensions

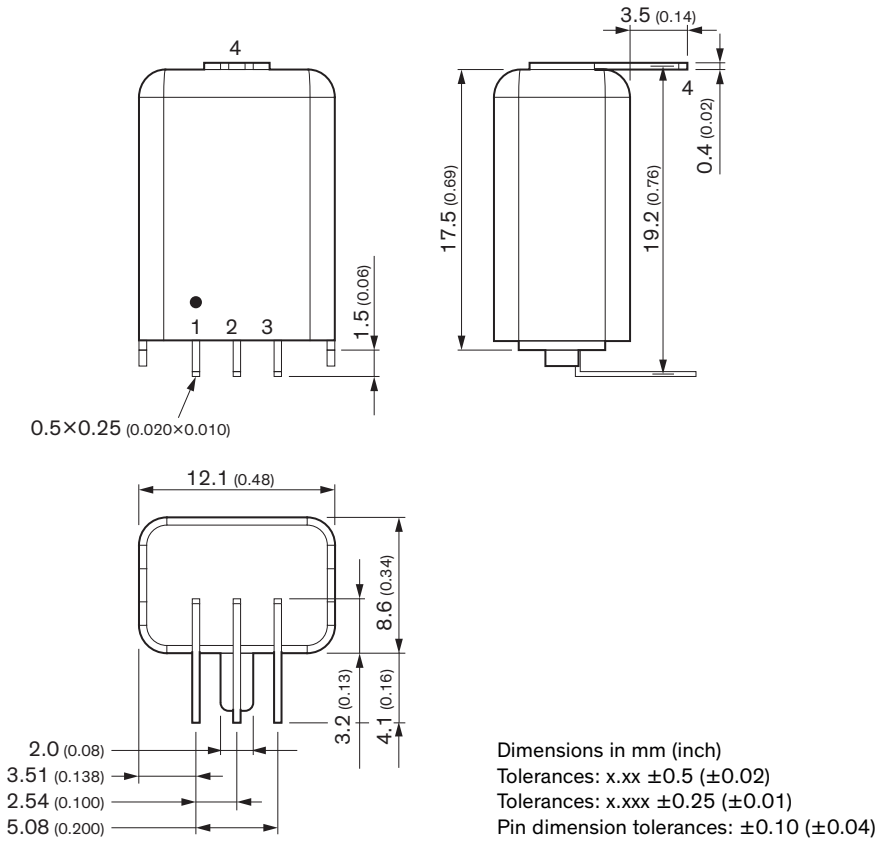
Standard: Vertical mounting



Pinout	
1	+Vin
2	GND
3	+Vout
4	Case pin
5	Case pin

All specifications valid at nominal voltage, full load and +25°C after warm-up time unless otherwise stated.

Optional: Horizontal mounting



Pinout	
1	+Vin
2	GND
3	+Vout
4	Case pin