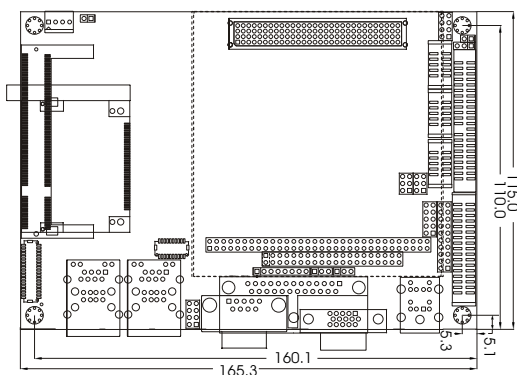
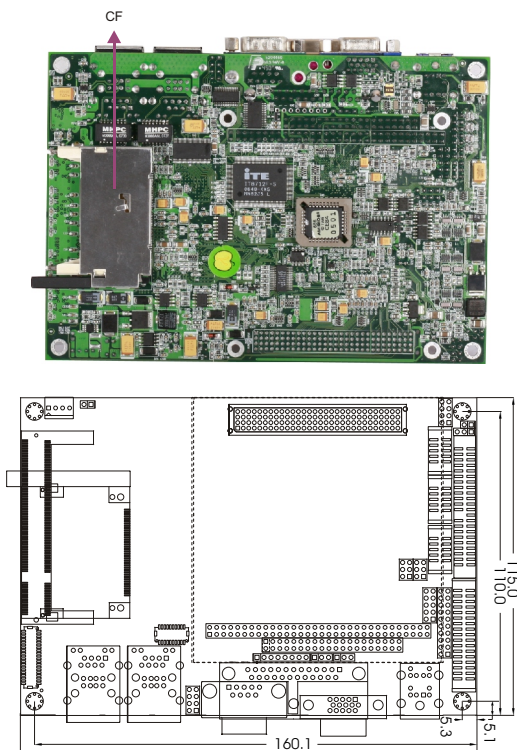
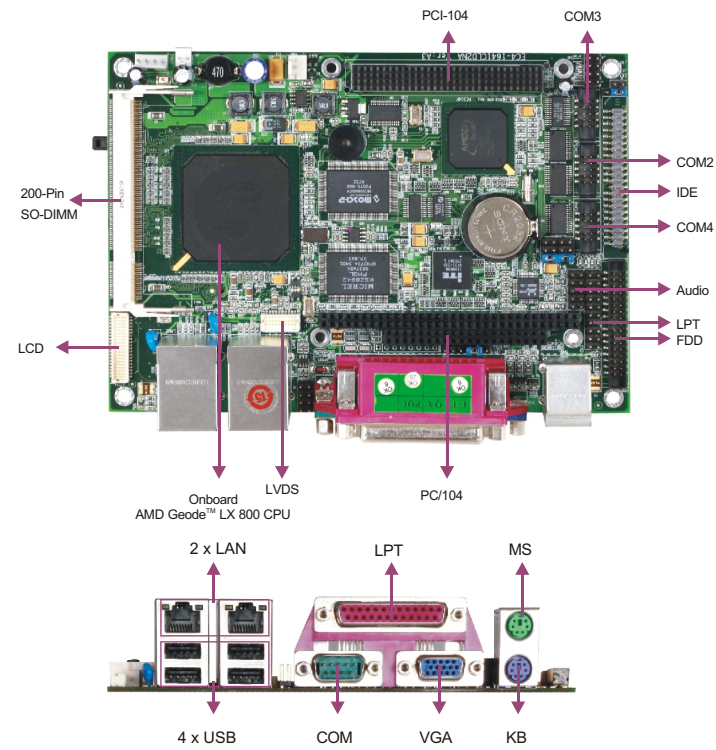


EC4-1641CLD2NA

EPIC SBC with AMD LX 800 /VGA/SSD/2LAN/Audio/4COM



Features

- EPIC SBC with PC/104-Plus expansion bus
- Onboard AMD Geode™ LX800 500MHz processor
- Onboard 1 x SO-DIMM slot, up to 1GB DDR266/333/400
- Supports 2 x 10/100Mbps Ethernet interface
- Supports VGA, LVDS, LCD display
- Supports 4 x USB2.0, 4 x COM, 1 x IDE, 1 x FDD, 1 x PC/104-Plus, 1 x CF, 1 x LPT

Specifications

System	
Processor	Onboard AMD Geode™ LX800 500MHz CPU
Chipset	AMD Geode™ CS5536
Memory	1 x 200-pin SO-DIMM Slot, supporting up to 1GB DDR 266/333/400 memory
Hardware Monitor	Monitors CPU temperature, voltage and watchdog timer etc.
Watchdog Timer	1~255 sec./min. timer system reset/interrupt, setup by software
Expansion Interface	1 x PC/104-Plus
Storage	
IDE	1 x 44-pin Ultra ATA33/66/100 IDE interface
Serial ATA	N/A
Floppy	1 x FDD interface
CF	1 x CompactFlash Socket Type I/II
DOC/DOM	N/A
I/O Interface	
USB	4 x USB2.0 port
Serial Port	4 (2 x RS-232/422/485, 2 x RS-232), available interfaces of 1 x DB9 and 3 x 10-pin header onboard
Parallel Port	1 x LPT
IrDA	N/A
GPIO	8 x GPI, 8 x GPO
Audio	AC'97, onboard Realtek ALC655, available interfaces of Speaker-out, Line-in and Mic-in

Display	
Chipset	AMD LX800 integrated graphics controller
Memory	64MB shared memory
Resolution	VGA mode up to 1600 x 1200@85Hz LCD mode up to 1024 x 768@18/24bit LVDS mode up to 1024 x 768@18bit
Dual Display	Supports LVDS+VGA, LVDS+ LCD Dual independent display

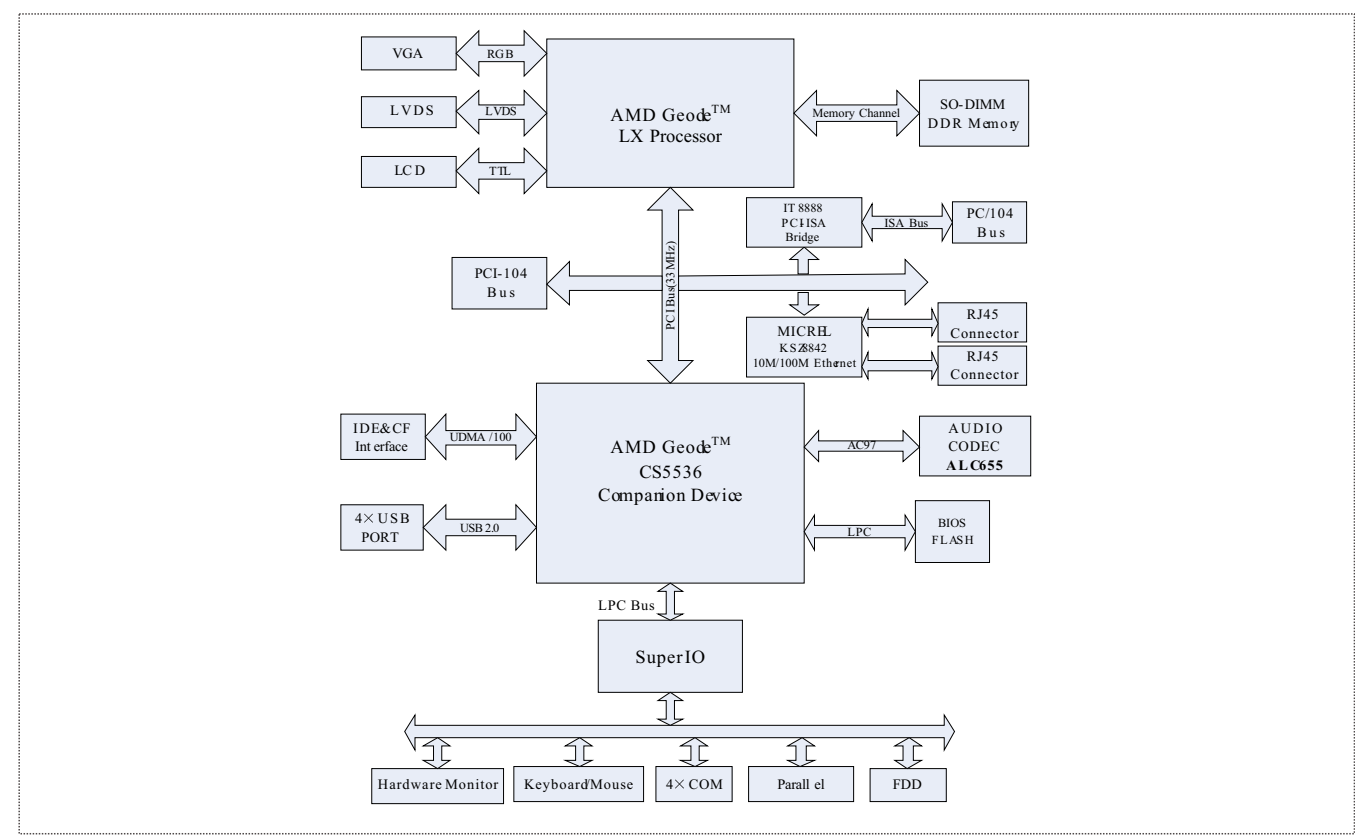
Ethernet	
Chipset	MICREL KSZ8842, supporting two Ethernet output
Speed	10/100Mbps
Connector	2 x RJ 45

Mechanical and Environmental	
Dimensions	165mm x 115mm
Operating Temperature	-15°C~60°C
Storage Temperature	-25°C~75°C
Operating Humidity	5%~90%, non-condensing

Power	
Power Supply	DC 6~30V single power supply
Power consumption	Typical 4.9W (AMD LX800 CPU, 256MB memory)

Operating System	
Windows OS	Windows 2000/Windows XP
Embedded OS	Linux/XP Embedded/WinCE

Board Diagram



Available Accessories

Part Number	Name	Description	Qty.
—	Driver CD/protective film/RoHS	EC4-1641CLD2NA	1
—	User's Manual/RoHS	EC4-1641CLD2NA	1
—	Setup Guide/RoHS	AMI/BIOS Setup Guide (for CORE8)	1
2330-000041	Jumper/RoHS	2.54mm pitch, blue	4
2331-002251	Pin header/RoHS	2x20 Pin, 2.54mm pitch, two sides of equal length: 6+6mm	1
2331-002261	Pin header/RoHS	2x32 Pin, 2.54mm pitch, two sides of equal length: 6+6mm	1
2331-002421	Socket/RoHS	PC104 2x32 Pin long socket, plastics height: 8.5mm, pin height: 5.65mm	1
2331-002561	Socket/RoHS	PC104 2x20 Pin long socket, plastics height: 8.5mm, pin height: 5.65mm	1
2360-000841	Audio cable/RoHS	Three audio jacks to one 2x5 Pin, length: 220mm/RoHS	1
2360-008781	HDD flat cable/RoHS	40 Pin to 44 Pin (2.0mm pitch), length: 550mm/RoHS	1
2360-009451	FDD flat cable	(34p-34p-34p) connector (2.0mm pitch), length: 455mm/RoHS	1
2360-011231	Serial port cable/RoHS	DB9 connector to 2x5 Pin connector (2.0mm pitch), length: 300mm/RoHS	3
2391-002141	Nut/RoHS	M3/GB-T6170-1986/nickel plating	4
2391-004631	Copper hex bolts/RoHS	M3x25-4/CH-M3-25-4-Ni	4
2330-000011	Jumper/RoHS	2.0mm pitch	11

Related Product

Item	Typical Recommendation
PC/104 Expansion Card	104-P8COM, 104-VGAEL, 104-4LAN
PC/104 Expansion Card	104-8COM, 104-32ADT, 104-64IO
Power Supply	AT power supply

Ordering Information

Part Number	Model Number	Description
0030-011611	EC4-1641CLD2NA/English version	Motherboard/RoHS/English version
0030-003840	EC4-1641CLD2NA	Motherboard
0030-003850	EC4-1641CLD2NA/VER.E	(YF) Motherboard/VER.E
0030-011610	EC4-1641CLD2NA/English version	Motherboard/English version